

PROCEEDINGS ARTICLE

Conquering Mount Improbable

Johan Gielis^{1,2,*}¹ Simon Stevin Institute for Geometry, Antwerp, Belgium² Department of Bioscience Engineering, University of Antwerp, Antwerp, Belgium

ABSTRACT

Our scientific and technological worldviews are largely dominated by the concepts of entropy and complexity. Originating in 19th-century thermodynamics, the concept of entropy merged with information in the last century, leading to definitions of entropy and complexity by Kolmogorov, Shannon and others. In its simplest form, this worldview is an application of the normal rules of arithmetic. In this worldview, when tossing a coin, a million heads or tails in a row is theoretically possible, but impossible in practice and in real life. On this basis, the impossible (in the binary case, the outermost entries of Pascal's triangle x^n and y^n for large values of n) can be safely neglected, and one can concentrate fully on what is common and what conforms to the law of large numbers, in fields ranging from physics to sociology and everything in between. However, in recent decades it has been shown that what is most improbable tends to be the rule in nature. Indeed, if one combines the outermost entries x^n and y^n with the normal rules of arithmetic, either addition or multiplication, one obtains Lamé curves and power laws respectively. In this article, some of these correspondences are highlighted, leading to a double conclusion. First, Gabriel Lamé's geometric footprint in mathematics and the sciences is enormous. Second, conic sections are at the core once more. Whereas mathematics so far has been exclusively the language of patterns in the sciences, the door is opened for mathematics to also become the language of the individual. The probabilistic worldview and Lamé's footprint can be seen as dual methods. In this context, it is to be expected that the notions of information, complexity, simplicity and redundancy benefit from this different viewpoint.

ARTICLE DATA

Article History

Received 16 March 2023

Revised 10 July 2023

Accepted 23 October 2023

Keywords

Complexity
Superellipses
Superformula
Gielis Transformations
Natural shapes and
phenomena

1. RETHINKING ENTROPY AND COMPLEXITY IN NATURAL SYSTEMS

1.1. Kolmogorov and Shannon

Entropy is originally a concept from thermodynamics that distinguishes between useful and useless energy¹. This led to the Second Law of Thermodynamics, which states that entropy always increases. The Hamiltonian principle states that the differential equation for the Second Law is equivalent to the integral equation for Least Action.

In the information age, entropy has been found to be related to complexity. There are two main approaches, one of which is based on C. Shannon (1916-2001) and the other on A.N. Kolmogorov (1903-1987). The former is communication theory, while the latter is the basis of Algorithmic Information Theory (AIT), which studies the shortest algorithm for encoding a message that yields the "best possible compression".

This is of course also usage-based and refers to 'optimal' methods of data processing. The commonly used example is a particular sequence of binary digits, symbols or characters. Each of these sequences is called a message. Two sequences (or strings) are:

¹ "Useful energy" is somewhat anthropocentric, in the sense of "usefulness for humans".

*Corresponding author. Email: johan.gielis@uantwerpen.be

© 2023 The Author. Published by Athena International Publishing B.V.

This is an open access article distributed under the CC BY-NC 4.0 license (<https://creativecommons.org/licenses/by-nc/4.0/>).

			1		
			1a	1b	
		1a²	2ab	1b²	
	1a³	3a²b	3ab²	1b³	
1a⁴	4a³b	6a²b²	4ab³	1b⁴	

Figure 1. Pascal's triangle.

Note that a and b can be anything in Pascal's triangle. It can be $a = A, b = B$; for flipping a coin: $a = \text{Heads}, b = \text{Tails}$; or $a = 1, b = 0$. The latter encodes the binary system going back to G.W. Leibniz (1646-1716), which consists of numbers like 1001111. If you combine 1 and 0 in four different ways (line 5 in Fig. 1) you get 0000 or 1111, or 1001, 1100, 1010, 0101, 0110, 0011 or... The latter are 6 possible combinations of 2 times 1 and 2 times 0, while the former are pure sequences of 0 and 1. This binary or Boolean logic [3] is the basis of our modern computers, where electronic gates are switched on or off.

Mendel's laws of genetics follow the same arithmetic. With dominant A and recessive a alleles, a monohybrid cross (only one trait) produces three different genotypes: a homozygous dominant AA , two times heterozygous Aa and a homozygous recessive aa . A dihybrid cross (with two traits) with genotypes $AA, Aa/aA$ and aa generates 16 possibilities, corresponding to the fifth line of Pascal's triangle. This emerges from the Punnett scheme, a simple square table or matrix for combining A and a . Because of the dominance of the genes, the genotype will express the trait if only one of the alleles is dominant. Thus, in a dihybrid cross, you get a ratio of 9:3:3:1. There is only one sibling that has all recessive alleles for the two traits, six siblings that have a trait with two recessive alleles, and nine siblings that have at least one dominant allele for each trait. The work of G. Mendel (1822-1884) is one of the most important milestones and quantum leaps in the history of science. It works because it is arithmetic.

From an arithmetic viewpoint x^{10} is the product of 10 x 's, namely $x^{10} = x \cdot x \cdot x \cdot x \cdot x \cdot x \cdot x \cdot x \cdot x \cdot x$, but just like $HHHHHHHHHH$ or $TTTTTTTTTT$, it can also be the result of 10 independent events occurring in succession. In Fig. 1, the symbols a and b are used, but generally x and y are used. The number of rows in Pascal's triangle can be continued to any possible number n , and the series and coefficients can be determined from Newton's binomial expansion. In mathematical shorthand it is formulated as:

$$(x + y)^n = \sum_{k=0}^n \binom{n}{k} x^k y^{n-k} \quad \text{with} \quad \binom{n}{k} = \frac{n!}{k!(n-k)!} \quad (1)$$

This means that for any integer value of n , all entries in a specific $(n + 1)$ -th row can be written down. For $n = 3$, we have:

$$(x + y)^3 = 1x^3 + 3x^2y + 3xy^2 + 1y^3 = \sum_{k=0}^3 \binom{3}{k} x^{3-k} y^k$$

The 'arithmetic' shift from multiplication of variables to independent events led to a probabilistic worldview [4,5].

1.3. Simon Stevin's Geometrical Numbers

Beyond arithmetic, the geometrical meaning gives more freedom. One could say that a cube with sides $(x + y)$ and volume $(x + y)^3$ is equal to the volume of two cubes (one with side x , the other with side y) and six beams; three with volume x^2y (which can be turned into a cube with same volume and sides $\sqrt[3]{x^2y}$), and three beams with volume xy^2 , which can be turned into a cube with same volume and sides $\sqrt[3]{xy^2}$). Using Archimedes' Law of the Lever, we can place the first cube with sides $(x + y)$ on the left side of the scale, and the two cubes and the six beams on the other side. The equality sign simply says that the scale with equal arms will be in equilibrium.

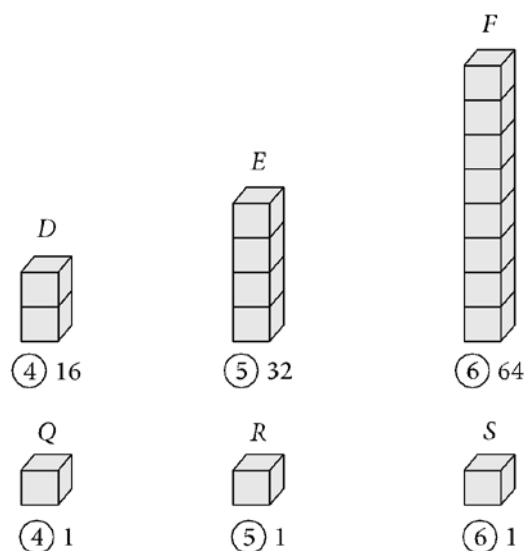


Figure 2. Simon Stevin's geometrical numbers [6].

Higher order expansions can be viewed in the same perspective (Fig. 2). Using $n = 4$, we have the expansion $(x + y)^4 = \dots$. Geometrically, a component such as x^4 can be considered either as a four-dimensional cube with sides x , but also as a 3-dimensional cube x^3 but then taking x units of that cube. These 'geometric numbers' were well known in the 16th and 17th centuries and they work equally well for higher dimensions: a 5-cube x^5 can be considered as a five dimensional cube, or as x times a four dimensional cube x^4 , or as $x \cdot x$ times a classical cube x^3 , etc. The arithmetic value number 2^5 is 32, but as a geometric number one possible interpretation is to have 4 cubes of volume 2^3 . The bottom row of Fig. 2 shows 1 as the neutral element for multiplication.

About Blaise Pascal, the French mathematician and philosopher, H. Bosmans wrote: "To speak about four-dimensional space is a language that should not offend intelligent people, since it is really only a multiplication. In other words, we would say today that this is only a conventional language referring to a very clear arithmetic operation." [7] The rules of arithmetic that encode the rules of multiplication (and their interpretation as geometric numbers) also lead to the rules of differentiation and to special functions, regardless of order or dimensions [4,8].

1.4. Apollonius, Descartes, Gauss and Riemann

Using the rules of arithmetic and interpreting subsequent actions in this way is the foundation of a wide variety of scientific methods using probability and combinatorics. An important development with the same rules led to another foundation of the sciences, with focus on "quadratic equations", i.e. up to the third row $(x + y)^2 = 1x^2 + 2xy + 1y^2$, but now the parameters (1; 2; 1) can be made more general (A; B; C), giving $Ax^2 + Bxy + Cy^2$.

This started with René Descartes (1596-1650), in which the coefficients in the expansion are generalized. Indeed, Descartes' definition of conic sections, advancing beyond the great geometer Apollonius, can also be considered as a sum of the first three rows of the triangle of Pascal, but now with general coefficients (A, B, C, D, E, F) instead of the binomial ones. This gives $Ax^2 + Bxy + Cy^2 + Dx + Ey + F$, or $(F)_1 + (Dx + Ey)_2 + (Ax^2 + Bxy + Cy^2)_3$, where the subscript indicates the row in the triangle.

When this sum equals zero, we obtain the general form for conic sections and the value of the discriminant ($B^2 - 4AC$) determines whether this defines a circle, an ellipse, a parabola or a hyperbola. This discriminant uses only A, B, C in $(Ax^2 + Bxy + Cy^2)_3$ for determining the shape, while the lower order parameters D, E, F in $(F)_1 + (Dx + Ey)_2$ are about position and orientation². A famous example of the use of quadratic forms with undefined coefficients is in the geometry of surfaces. In his "Disquisitiones generalis circa superficies curvas" of 1827, C.F. Gauss (1777-1855) developed his *Theorema egregium*, about the inner geometry of surfaces in 3D space. The surfaces are described by a net covering the surface, with curvilinear coordinates (u, v) . The geometrical

² Obviously, there is no reason to stop at the fourth row.

structure is defined on the surface by their line element ds expressed by the infinitesimal distance functions inherited from the standard Pythagorean Theorem (Fig. 3). This is done via a generalized Pythagorean Theorem $ds^2 = Edu^2 + Fdudv + Gdv^2$ (the “third row” of Pascal’s Triangle).

The determination of coefficients E, F, G leads to the First Fundamental Form, which describes the metric properties of a given surface (Fig. 3 center). This idea was generalized to many dimensions by B. Riemann (1826-1866) [9] with the general form $ds^2 = \sum g_{ij}dx^i dy^j$. Here dx and dy can range over multiple dimensions, but only two at a time, i and j , with coefficients g_{ij} (Fig. 3).

Interestingly, B. Riemann not only showed how rigid bodies behave in a predefined space, but also how space is affected by rigid bodies, and thus space is an entity subject to the same scientific investigations as bodies [10]. Almost 60 years later, A. Einstein (1879-1955) showed that “matter tells space how to curve, and that space tells matter how to move”.

And it is the definitive beginning of submanifold theory as we know it today, of surfaces and bodies of a certain dimension living in higher dimensional surfaces and bodies. But most importantly, it is our experience that makes it the space of our geometry and physics, with the projective and metric relationships. We leave this brilliant generalization of the Pythagorean theorem and return to the combinatorial strategy.

2. STRUCTURE AND VARIATION

2.1. Turing Machines, Normal Distributions and Thermodynamic Entropy

Since the same binomial theorem underlies the binary number system (for $x = 1, y = 0$), it also forms the basis of the digital revolution (and Boole’s logical revolution, with $x = true$ and $y = false$). The key to the development of computers is a Turing machine, known to be able to perform any computation with normal rules like those encoded in Pascal’s triangle. It is a universal computer that forms the basis of all information technologies today.

The key of Turing machines is that a message can be transmitted which, in the case of message 2, runs through the entire series step by step, stopping after the last letter. Thus, until the complete message is received, there is no way to know exactly what the message is. Message 2 has high complexity, or associated with it according to information theory, high entropy. The same machine can easily encode message 1 as 11 times AB. This is no surprise and therefore the series of message 1 has low complexity and associated low entropy.

The process of tossing a coin is the simplest example of a Bernoulli process dealing with discrete processes. For very large numbers, the process can be approximated by the normal distribution curve. The law of large numbers states that for 500 billion coin tosses, the most likely outcome is 250 billion times heads and as many times tails. On the other hand, it is extremely unlikely that 500 billion times heads H or 500 billion times tails T will fall. Also 490,000,000,000 heads and 10,000,000,000 tails can be neglected, etc. The sequences $HHH...HH$ and $TTT...TT$ are at the extreme left and right ends of the distribution and have a very, very low probability of occurring. This possibility can simply be ignored.

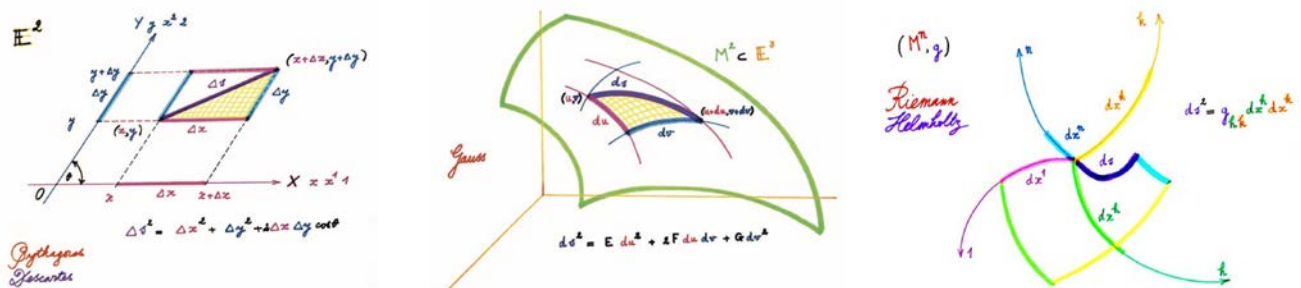


Figure 3. From the Pythagorean theorem to measurements on manifolds [9].

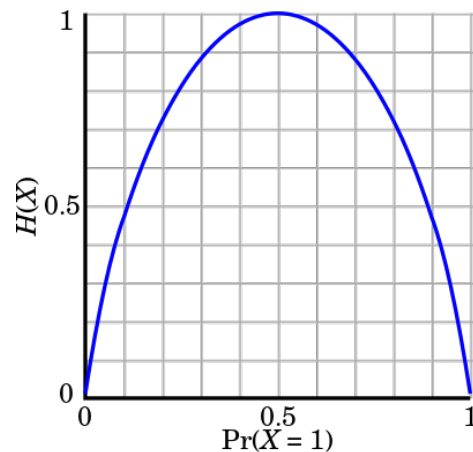


Figure 4. Entropy function for a Bernoulli process.

More generally, a Bernoulli process is modeled by a random variable that can take only two values, and not simultaneously (Fig. 4). From the Bernoulli process with probability p for one of two values, one can define a binary entropy function $H(X)$. This entropy function is maximum for $\Pr(X) = 1$ equal to $\frac{1}{2}$ and lowest for 0 and 1. It is a measure of how biased a coin is. If the coin is unbiased and yields H or T with equal probability, it has the highest entropy. If the coin is completely biased, that is, both sides of the coin are H , the probability of H is 1 (and the probability of T is 0). This leads to the points $H(x) = 0$ in Fig. 4 for $\Pr(X = 1) = 1$ or $\Pr(X = 1) = 0$.

The outcomes $HHHHHHHH\dots$ or $TTTTTTTTT\dots$ have zero entropy (equivalent to 'lowest complexity' or 'highest structure'). In fact, if we look at the left and right entries of Pascal's Triangle in subsequent rows (x, x^2, \dots, x^n and y, y^2, \dots, y^n), these are the cases where the entropy function $H(x)$ in Fig. 4 is very low (for n small) or approaches zero (for n very large). Needless to repeat, the probability of such an outcome is extremely low. A better strategy is to use a coin with both sides H . The expectation of finding a T is then certainly zero, in all possible cases.

2.2. Ensembles and Individuals

The Second Law of Thermodynamics states that entropy keeps increasing. In other words, the states with the highest entropy are always the most probable. The universe is heading for a heat death without any structure. Structures or pockets in space with low entropy are possible, but the general trend is toward complete structurelessness. If we take a step back, we see that the whole probabilistic approach to physics introduced by Boltzmann underlies the scientific method of our time, and statistical thermodynamics, which led to the Second Law, is a perfect example.

Entropy is often associated with disorder, but it is more correct to say that all correlations between objects (including causal correlations) are removed from consideration with the foundations established by Kolmogorov. We can view gas simply as a collection of spheres constantly bumping into each other (and more so the higher the temperature), but that is all they do; no interactions. It is the behavior of these spheres that leads to macroscopically measurable quantities such as temperature or pressure. The key ingredient of statistical thermodynamics is the "indistinguishability" of the objects, and this is the same in quantum mechanics [11].

In this sense, Erwin Schrödinger (1887-1961) once said that all laws of physics are statistical laws [12]. According to Schrödinger, the 'individual' plays no role in science [13]. However, it is the 'individual' that interests us, and the individual may be the most unlikely among the possibilities within the statistical laws of nature. Indeed, in recent years multiple lines of evidence have emerged showing what is most unlikely, or most rare or extreme, is widely encountered in nature, in all of its forms and phenomena.

Our probabilistic worldview is indeed only one way of looking at the world. Another way of studying nature is possible. Using a new and completely different set of glasses and lens, originally developed by Gabriel Lamé, provides a much clearer view. In nature one finds many instances of fully biased processes. I will refer to this as Lamé's footprint in nature, for reasons to be detailed further. Surprisingly, both the probabilistic view and the new view use the same computational rules but apply them differently.

2.3. Entropy in Double-Stranded DNA

Let us start with a counterintuitive example, namely the entropy of double-stranded DNA. A single strand of DNA is a series of four bases of purine (adenine *A* and guanine *G*) or pyrimidine (thymine *T* and cytosine *C*) type, for example, ...*AGTCGGTTAACGACT*.... The sequence of the four bases in DNA is not random. Specific sequences of three DNA-bases, known as triplets, are the blueprints for building proteins. It is the genetic code of life itself.

From Mendel's Laws to the genetic code is actually only a small step. Extending this to the representations of four nitrogenous bases and triplets in the form of eigenvalues returns the alphabet of 64 triplets, and the partition into sub-alphabets of 32 triplets leads automatically to the genetic code with many mathematical regularities [14,15]. When expressed as tensor products of matrices and eigenvalues [16], this shows that the genetic code itself is based on the same rules of arithmetic encoded in Pascal's Triangle.

DNA carries the necessary genetic information to build living organisms, and in this sense, one can estimate the information content of DNA. Since sequences of the four bases are certainly not random and DNA strands have a lot of redundancy, it is not straightforward to determine or calculate entropy in DNA [17,18,19]. However, it can be stated with confidence that the information content (and its entropy) is high. It is certainly not zero, as one could expect from long streaks of ...*AAAAAA*... or ...*GGGGGG*.... Now, a sequence in one strand of the DNA molecule is very similar to a binary digit series, consisting of 0s and 1s. One can assign 0 to the pyrimidine bases and 1 to the purine ones. Consider then a series of 1s and 0s, such as 101 000 101 010 000 100 111 00, with very low to no predictability (in any case it was typed as a random series): its entropy or information content is very high.

However, DNA itself is a double-stranded molecule and the four bases always occur pairwise. A purine always pairs with a pyrimidine base and they do so exclusively. *A*(denine) always pairs with *T*(hymine) and *C*(ytosine) always with *G*(uanine). These complementary strands form the backbone of double-stranded DNA. The base pairs occupy approximately the same space, which enables a twisted DNA double helix formation without distortions. Pairing between *A* and *T* is via two hydrogen bonds, whereas *G* and *C* are paired via three hydrogen bonds and these hydrogen bonds stabilize the double helix.

ACC GTT GAA TCG ATT TA
TGG CAA CTT AGC TAA AT

The surprising fact now is that the entropy of the DNA molecule itself is zero, precisely because of its double stranded nature, with each strand complementary to the other strand. Indeed, when we pair to the original strand the complementary one in 1 and 0, we obtain a structure depicted below.

101 000 010 101 000 010 011 100
 010 111 101 010 111 101 100 011

Applying the rules of binary operations pairwise in the two strands (1 or 0 in the upper strand, to its counterpart in the complementary lower strand), with $1 + 0 = 1$ and $0 + 1 = 1$, we find that the double-stranded series is 111 111 111 111 111 111 111 111. This series is no other than always 1, very simple, no surprises, as if obtained with a fully biased coin. This corresponds to the highest possible structure or zero entropy for the DNA molecule!

The high information content in single DNA strands is actually safeguarded by having the same information in the complementary strand. At least two other aspects add to this remarkable stability of the DNA molecule. First, it aligns with the helical structure of double-stranded DNA wherein the molecules try to minimize overall and local stress [20]. Second, in eukaryotes, DNA is wrapped tightly around histones, forming chromatin and is safely guarded in the nucleus of cells, providing for additional layers of protection of the information content in DNA. Hence the high information content in single DNA strands (with high entropy) is safeguarded by building a structure with no information at all (and zero entropy): the DNA molecule. While our probabilistic worldview focuses on maximal entropy, it turns out that nature also prefers biased coins.

One further example of "adding the exceptional" and "biased coins" is found in hybrid breeding in plants. By crossing two inbred parents, hybrids have a combination of traits from both parents that allows the hybrids to have an overall performance that exceeds the performance of either inbred parent.

The “exceptional”, i.e. the left and right ends of the triangle, is homozygosity in the case of genetics and it is obtained by exclusive self-pollination over multiple generations. This inbreeding results in diploid organisms, with both alleles of a gene either both dominant A or recessive a , so you have aa or AA . Targeted breeding efforts by inbreeding, aim at lines that are homozygous (recessive or dominant) in a number of genes, namely $a_1a_1a_2a_2a_3a_3a_4a_4$ or $A_1A_1A_2A_2A_3A_3A_4A_4$ (with subscripts indicating different genes). If one parental line is homozygous recessive a and the other is homozygous dominant A , then crossing both parents (“addition”) results in hybrids. Such lines are known for their hybrid vigor, meaning that they are taller, grow faster, produce more fruit or biomass, and so on. Many agricultural crops around the world are based on these strategies.

The double-stranded nature of DNA exemplifies the tendency of nature to search for ultimate structure and stability. Information and structure go together. In the case of DNA, structure safeguards information. In hybrid breeding the low information content (low genetic diversity) in inbred lines is exploited in crosses to create very great diversity (high information). In natural processes, the reduction of complexity by having more structure goes together with increased information content within this structure.

3. THE FOOTPRINT OF GABRIEL LAMÉ

3.1. Supercircles and Superellipses

Returning to Pascal’s Triangle, instead of focusing on the most likely we can combine the least likely from both ends, namely $1x^n$; $1y^n$. One such combination is using addition and when this sum is then equaled to unity or the n -th power of the radius of the circle (for $n = 2$) we get the following equations, with R the base radius of the circle and A and B the short and long semi-axis in ellipses:

$$|x|^n + |y|^n = R^n \quad (2a)$$

$$\left|\frac{x}{A}\right|^n + \left|\frac{y}{B}\right|^n = 1 \quad (2b)$$

In supercircles (Fig. 5) or superellipses for $A \neq B$ [2], absolute values are used to ensure closed forms. Superellipses are a subset of the more general family of Lamé curves [21,22,23,24]³, named after French mathematician Gabriel Lamé (1795-1870). It also generalizes the Pythagorean Theorem, with the classical case for $n = 2$, when it defines the Euclidean circle. For $n \neq 2$ other unit circles are defined (Fig. 5) and other Pythagorean Theorems. The distance from the origin is simply $\sqrt[n]{|x|^n + |y|^n}$ and now depends on the direction.

This works also for “larger circles” when $|x|^n + |y|^n = R^n$, with R the base radius of the circle. One notes that squares (both inscribed and circumscribed squares), inflated circles or asteroid curves belong to this family of curves. Starting from ellipses, one can obtain superellipses, with rectangles, rhombuses and all curves in between as special cases. Here the long and short semi-axes of ellipses are the key and we get rectangles with alternating long and short sides (L-S-L-S).

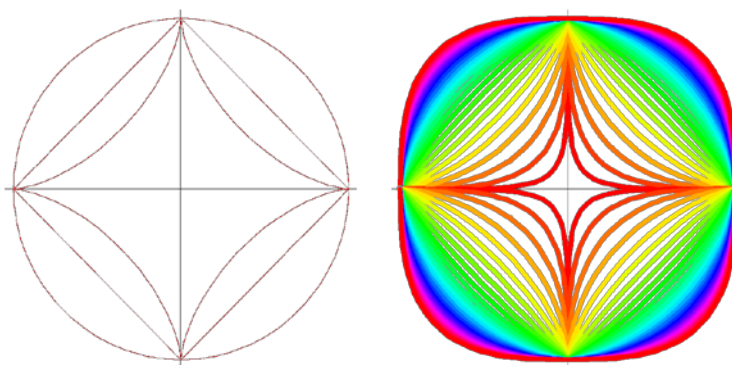


Figure 5. Supercircles as examples of Lamé curves for various n .

³ Lamé curves have the same exponent for each parameter. Euzet generalized this some decades later.

This can also be extended in higher dimensions. For example, $|x|^n + |y|^n + |z|^n = 1$ defines a unit sphere or cube in three dimensions. This whole family of 2D supercircles and 3D superspheres [25], which includes many well-known curves and surfaces (circle, ellipse, square, rectangle and rhombus as 2D examples; and sphere, cylinder, cube and beam as 3D examples), is defined by a single number: the exponent. Since all these forms are defined by only a few parameters – in other words, they are all defined by the same equations that differ only in a few numbers, in the case of Lamé curves at most 2 – it is clear that this also reduces complexity.

The original Pythagorean Theorem defines all possible circles for any radius based on the right triangle. This brilliant move by Pythagoras reduced all circles (and also all conic sections by projective equivalence) to this one notion of the Euclidean circle. This is the basis of (almost) all our scientific methods (direct or hidden) with a strong reduction of complexity. By introducing redundancy, it allowed us to gain information. Furthermore, Gabriel Lamé's brilliant move of generalizing only the exponent of the circle greatly reduces complexity. A single additional parameter besides the magnitude, expressed by R or A and B , is sufficient. Many examples will be given later in this article proving that supercircles are an excellent model for forms and phenomena of nature. This model was tested³ on more than 40,000 specimens [26].

3.2. Lamé Curves, Modular Arithmetic and Power Laws

In fact, x^n, y^n are not only n -cubes in n dimensions, but they are also the left and right entries in the n -th row of Pascal's Triangle (Fig. 1). However, our current scientific methodologies discard these entries since they are (highly to extremely) unlikely to occur. A contradiction. A dilemma. In other words, a major challenge:

How can one reconcile the extreme unlikelihood of $x^n = x \cdot x \cdot x \dots x$, combined with the extreme unlikelihood of having $y^n = y \cdot y \cdot y \dots y$ then with its ubiquitous occurrences in nature?

The best strategy is to focus on the same foundations, the same rules of arithmetic.⁴

We can take the complementary view (or the completely opposite view depending on the choice of words) to the 'scientific' view, which is based on the same binomial expansion. Indeed, if we slightly rearrange the results of the arithmetic rules in each line of Pascal's triangle as in Eq. (3), we find that we can neglect the part between the square brackets (the non-Lamé part). We do not need these products of x and y raised to a power at all, only the Lamé-part $x^n + y^n$ (the outermost values of the n -th row in Pascal's Triangle, the bold entries in Fig. 1).

$$(x + y)^n = x^n + y^n + \left[\sum_{k=1}^{n-1} \binom{n-1}{k} x^{k-1} y^{n-k-1} \right] \quad (3)$$

Using the above example, we only use the classical "modular arithmetic"⁵ part:

$$(x + y)^3 = 1x^3 + 1y^3 + \left[3x^2y + 3xy^2 \right] \quad \text{or} \quad (x + y)^3 = x^3 + y^3$$

So, for the binomial expansion $(x + y)^n$ we take ONLY the outermost elements x^n, y^n , keeping only the outermost elements and discarding all the inner entries in Pascal's triangle. In the classical statistical approach, which is currently our main scientific method, we have neglected precisely this Lamé part, these exceptional outermost values of Pascal's triangle. But here we neglect everything except the most exceptional values. *Et voila: mission is accomplished!*

Note that in Lamé curves x^n, y^n are combined using addition, but addition is not the only way. One can compare them $x^n = y^n$, take ratio's $\frac{x^n}{y^n}$ or multiply $x^n \cdot y^n$. To make things slightly more interesting, the exponent should be different, $\frac{x^n}{y^m}$ or $x^n \cdot y^m$ (Table 1).

⁴ No need for new rules, just stick with old wisdom.

⁵ Modular or clock arithmetic.

Variables	Planar Curves	Types	Special Means
$x^n + y^n$	Supercircles & Superellipses	Lamé curves	Arithmetic mean $\frac{x+y}{2}$ (for $n = 1$)
$x^n \cdot y^m$	Superparabolas & Superhyperbolas	Power laws	Square of geometric mean $\sqrt{x \cdot y}$ (for $n = m = 1$)

Table 1. Lamé curves and power laws as generalizations of conic sections [27].

3.3. Allometry, Laws of Physics and Production Functions

In the same way as supercircles are generalizations of circles, these power relations are superparabolas, generalizations of the classic parabola $y = x^2$. In Fig. 6 left, superparabolas $y = x^{\frac{n}{m}}$ are shown in the interval $[0; 1]$ and the exponents range from $n = \frac{1}{2}$ to $n = 2$ with steps of $\frac{1}{5}$. The cases for $n > 1$ and $n < 1$ have $y = x$ with $n = 1$ as symmetry axis (the bisectrix). The classic parabola is a machine that turns a rectangle with area $y \cdot 1$ into a square with the same area and side x . In the same way, a superparabola $y = x^{\frac{n}{m}}$ turns a beam with an n -volume into a cube with an m -volume (for $n < m$).

All power laws have these simple graphical expressions, but they are usually disguised as straight lines using logarithmic transformations. Fig. 6 right shows the allometric relationships between biomass and metabolism in plants over a wide range of plant sizes, from small algae to the largest trees [28]. Fig. 7 shows such relationships in planets, codified in Kepler's laws.

Allometric laws are called laws because they do the same thing as the laws of physics, which is to reduce complex relationships to simple relationships between two measurable quantities. These relationships can be linear, or the quantities can be raised to a power (e.g. in Kepler's Law of Equal Areas, Fig. 7). Such allometric laws can be found everywhere [29]. In the last 20 years, an enormous number of empirical allometric relations have been revealed at all levels, from the giant to the small and for living and non-living entities, and the underlying geometry turns out to be very simple [27,30]⁶.

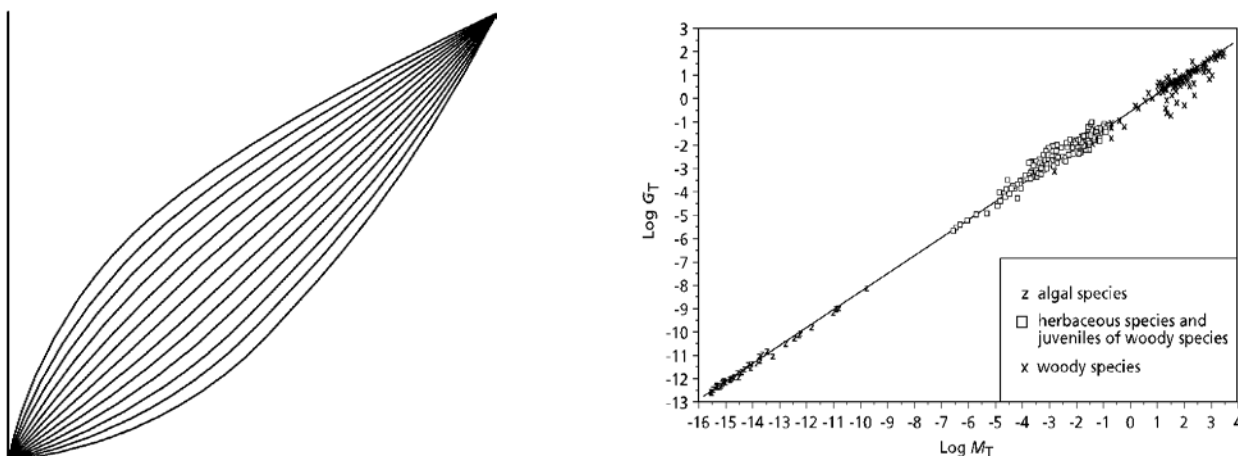


Figure 6. Left: sub- and superparabolas in the interval $[0; 1]$ [15]. Right: metabolism M_T vs. biomass G_T from the smallest plants to the largest trees [31].

⁶ Note that such laws are not absolute, but relative to the conditions such as temperature for living organisms.

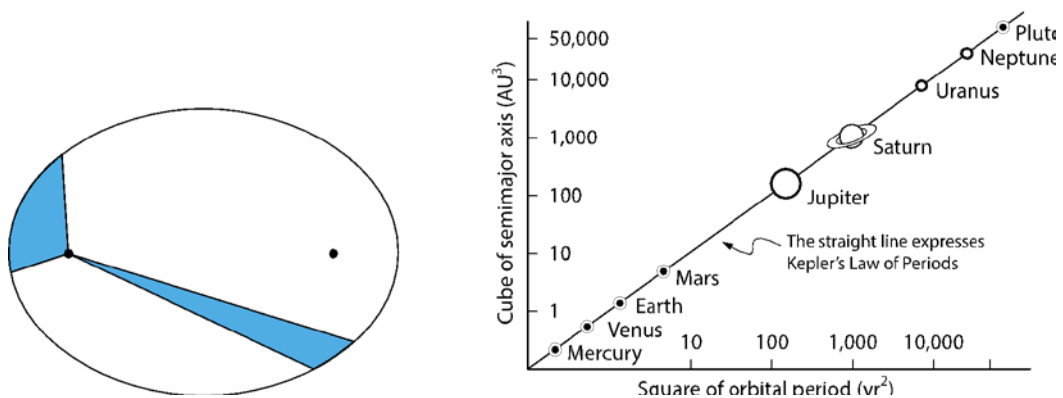


Figure 7. Kepler's law of equal areas in equal times (left) and his law on the square of the orbital period vs. the cube of the semi-major axes of the elliptic orbit (right) [5].

Also in economics such power laws are everywhere, from the size of cities to the power noise in time series. A prime example of allometry in economy is the Cobb-Douglas production function, with the output of a process defined by Capital and Labor $V = \gamma K^\delta L^{1-\delta}$, which can be substituted to a certain extent depending on the substitution parameter δ . This is equivalent to an expression like $z = x^n \cdot y^m$. In the case of Cobb-Douglas $n = 1 - m$. Actually, the Cobb-Douglas model is a limiting case of the CES (Constant Elasticity Substitution) production models (in the case of $\rho = 0$ elasticity reduces to unity) [32]:

$$V = \gamma[\delta K^{-\rho} + (1 - \delta)L^{-\rho}]^{-\frac{1}{\rho}}$$

with K Capital, L labor, γ an efficiency parameter, ρ a substitution parameter (transform of elasticity of substitution) and δ a distribution parameter (δ and $(1 - \delta)$ make this into a weighted mean). In the past decade, a considerable number of publications can be found on these production functions from a geometric point of view.

In general, a two-input production function is written as $Q = b[aK^r + (1 - a)L^r]^{\frac{1}{r}}$ with Q the output, b the factor productivity, a the share parameter, K and L primary production factors, and $r = \frac{s-1}{s}$ and $s = \frac{1}{1-r}$ the elasticity of substitution. Generalized forms of the production function for any number of variables are discussed in [33].

One other metric in economy is the Gini index to quantify inequalities based on Lorenz curves. In many cases this can be modeled efficiently with Lamé curves or superellipses [34,35]. Recently, it was shown that Gini and Theil indices from economy can also be used in the study of natural phenomena. While leaves themselves can be modeled with superellipses, their distribution on whole plants can be modeled with Gini indices [36,37]. *Lamé curves are found everywhere* [38].

3.4. Lamé's Footprint in Ecology and Geometry

In 1993, another example of the Lamé footprint was introduced in biology and ecology: the so-called Antonelli metric [39]. This has its origin in Finsler geometry, a geometry that is not limited to the generalization of the Pythagorean theorem as in Fig. 3. It can even be considered as "Riemannian geometry without the quadratic constraint" [40].

Peter L. Antonelli (1941-2020) wrote [41]: "As is well known, Riemann foresaw the advent of Finsler geometry (the 1918 thesis of P. Finsler, a student of Carathéodory) when he gave in the cited reference an example of a line-element defined as the 4th root of the sum of 4th powers of the independent coordinate increments, which contrasted sharply with the familiar Pythagorean expression $ds = [(dx_1)^2 + (dx_2)^2]^{\frac{1}{2}}$. Nevertheless, if there were no scientifically useful examples, Riemann's cursory remarks would hardly constitute reason for a scientific study. It is really quite amusing that recently metrics of the general form $ds = e^{\varphi(x)}[(dx_1)^n + (dx_2)^n]^{\frac{1}{n}}$ have found use in biology. Such biological usage is new and the subject of Finsler geometry has certainly not developed to its present mature state from biological motivations".

This ecological metric was first mentioned in [42] and it is worth noting that this is also directly related to allometric laws because of the exponential function in the metric. Inspired by Lamé curves, the same metric has been used in the study of seismic wave propagation [43], whereby the indicatrix expresses the anisotropy of the shape of the seismic wavefront.

This also provides an opportunity to place this whole development into the historical framework of the first half of the 19th century and the role of G. Lamé. He was one of the first to introduce curvilinear coordinates for surfaces. The importance of the curvilinear coordinates introduced by Riemann for mathematics and physics is explained by E. Cartan (1869-1951) [44]: *“Euclidean geometry also knows analytical methods based on the use of coordinates, but these coordinates (Cartesian, rectangular, polar, etc.) have a precise geometrical meaning, and this is why their introduction can only take place once geometry is founded by its own methods. In Riemannian geometry, on the other hand, the coordinates, introduced from the beginning, are simply used to locate from an empirical way the various points in space, and the purpose of geometry is precisely to identify the geometrical properties that are independent of this arbitrary choice of coordinates. A problem of this nature is not absolutely new. Gauss, in his “Disquisitiones generales circa superficies curvas”, had precisely given a model for the development of two-dimensional Riemannian geometry”.*

Cartan continues: *“On the other hand Lamé, a few years after Riemann’s Dissertation, it is true, had, for three-dimensional Euclidean geometry, introduced coordinates that were not as general as those of Riemann, but within this somewhat more restricted framework, he was, in short, doing Riemannian geometry. The need to use arbitrary coordinate systems had a profound influence on the further development of Mathematics and Physics. It led to the admirable creation of the absolute differential calculus of Ricci and Levi-Civita; this calculus itself was the instrument that served for the elaboration of general relativity”.*

Thus, according to Élie Cartan, Gabriel Lamé should be considered as one of the co-founders of Riemannian geometry. René Guitart comments on the note of Cartan [45]: *“Since Riemann’s Dissertations are from 1851 and 1854, it is understandable that Cartan is thinking here of Lamé’s treatises, which are later, notably the treatise on curvilinear coordinates of 1859. But in fact Lamé’s ideas about curvilinear coordinates are already in place in his articles of the 1830s, and thus precede Riemann’s work, which gives even more importance to Cartan’s appreciation. However, as Darboux points out, symmetrical and isothermal curvilinear coordinates on surfaces were introduced by Gauss in 1825, in relation to the question of the representation of a surface on a plane while preserving angles (question of geographical representations). ... Finally, by “arbitrarily” parameterizing space, as Euler parametrized curves and Gauss the surfaces, Lamé’s curvilinear coordinates were to be the indispensable tool of differential geometry, Riemannian or not, and in particular to allow the development of the method of the *répères mobiles*”.*

It has already been mentioned that Riemann invented the Riemann-Finsler metric, but it is clear that the Lamé curves date from 1818, with the m -th root of a sum of m -th powers (Table 1). Lamé curves and the associated methods for measuring distances are widely used today in mathematics, science and engineering, but are not always recognized as such because they appear under different names. For example, in L^p spaces (p -dimensional real vector spaces introduced by F. Riesz) the p -norm or L^p -norm of x (for $p \geq 1$) is defined as:

$$\|x\|_p = \sqrt[p]{(|x_1|^p + |x_2|^p + \dots + |x_n|^p)} \quad \text{or} \quad \|x\|_p = (|x_1|^p + |x_2|^p + \dots + |x_n|^p)^{\frac{1}{p}} \quad (\text{for } p > 1)$$

Distances thus defined are also called Minkowski distances. For $p = 2$ we have the classical Euclidean (Pythagorean) distance; for $p = 1$ we have the so-called Manhattan distance. This is directly related to the taxicab distance driving in a city with streets in a rectangular grid. Minkowski’s distance functions are clearly related to the n -th root of the Lamé curves. Finsler geometry deals with infinitesimals, but the structural relationship is also clear.

This all relates to classical means (arithmetic, geometric), conservation laws (e.g. Pythagorean Theorem), conic sections and distance-based geometries (Euclidean, Minkowski) with distance functions of the type $\sqrt[n]{|x|^n \pm |y|^n}$. Riemann explicitly mentioned the geometric tangent 2D-indicatrix $x^4 + y^4 = 1$ as a relevant extension of the Euclidean circle $x^2 + y^2 = 1$ thus conceiving of the special Riemann-Finsler metrics [46].

$$ds = \left\{ \sum_{i=1}^n (dx^i)^p \right\}^{\frac{1}{p}}$$

Power laws are used to understand diversity in nature (both animate and inanimate), but studies have shown that Lamé curves are also ubiquitous in nature and far more common in biology than circles or ellipses, which form the basis of the mathematization of nature. The footprint of Lamé has become obvious and adding power laws to this drastically reduces complexity, with conic sections at the core once more. Moreover, it is now clear that we can use it to reduce complexity and gain information, both in geometry and in the natural sciences. A few numbers suffice for the description of shapes and size information.

4. GIELIS CURVES AND TRANSFORMATIONS

4.1. A Generic Geometric Transformation That Unifies a Wide Range of Natural and Abstract Shapes

The model used to approximate bamboo culms [47] and tree rings [48] is actually a modified version of the Lamé curves or a version of the so-called superformula (SF), also known as Gielis Transformations (GT) [5,24]. They are a generalization of Lamé curves, and hence of the circle and the Pythagorean theorem. These are defined by:

$$\varrho(\vartheta; A, B, n_1, n_2, n_3) = \frac{1}{\sqrt[n_1]{\left|\frac{1}{A} \cos\left(\frac{m}{4}\vartheta\right)\right|^{n_2} + \left|\frac{1}{B} \sin\left(\frac{m}{4}\vartheta\right)\right|^{n_3}}} \cdot f(\vartheta) \quad (4)$$

For $f(\vartheta) = R$, Eq. (4) is known as the Superformula (a.k.a. Gielis curves [46,49,50]) generalizing supercircles for $f(\vartheta) = R$. Indeed, Eq. (4) can also operate on any planar function $f(\vartheta)$. This generalization of circles and Lamé curves results from using polar coordinates and generalizing the symmetry beyond that of the square. This shows that Lamé-transformations work for any symmetry (for Lamé curves: $m = 4$ and $n_{1,2,3} = n$). A very didactical article is [51]. These shapes are even more common in nature than Lamé curves (Fig. 8) [51,52,53]. This equation can be understood as transform to any planar curve $f(\vartheta)$ and can be easily extended to three or more dimensions.




Figure 8. Different leaves and flowers with the Superformula [54].

However, even in the low-parameter version of Eq. (5), with $m = 1$ and $n_2 = n_3$, it is possible to model very precisely the shape of bamboo culms and leaves, tree rings, avian eggs and fruits of *Ginkgo biloba* cultivars [26]. Moreover, it can also be used to estimate the area of leaves accurately, even of highly irregular leaves, in just two numbers, one for size and one for shape, for $n_2 = n_3 = 1$. The shape parameter is n_1 . In the relevant literature this is called a Simplified Gielis Equation (SGE), but in essence it is a Lamé fingerprint and footprint in nature.

$$\varrho(\vartheta; m = 1, n_1, n_2 = n_3 = 1) = \frac{1}{n_1 \sqrt{|\cos(\frac{\vartheta}{4})| + |\sin(\frac{\vartheta}{4})|}} \quad (5)$$

This SGE has been applied in a variety of studies in bamboo and plants. Interestingly, the fact that only two numbers are needed to describe such curves, one for size and one for shape, means that for a variety of leaves measuring the length and width of the leaves is sufficient to determine the area with sufficient accuracy using Montgomery's equation, the scaled product of length and width. The so-called Montgomery's law has now been shown to be valid for a wide variety of plant leaves.

Such simple but accurate measurements have led to a better understanding of leaves and their role. Moreover, widely used descriptive terms such as elliptic, linear or lanceolate to describe leaf shape can now be accurately quantified using only two numbers. It has been successfully tested and validated on more than 40,000 specimens. Gielis Transformations have thus evolved from a stage of "analogy" to a sound scientific method for detecting and validating the footprint of Lamé in nature.

4.2. Square Bamboos Revisited

More than 180 years separate Gabriel Lamé's original idea of applying Eq. (2a) and Eq. (2b) to crystals from the discovery of a wide range of natural forms described by superellipses. In 1993, superellipses were associated with square bamboos, specifically with the cross-sectional forms of the square bamboo, *Chimonobambusa quadrangularis*. This was based on an analogy: the shapes of the plants looked very similar to superellipses, a simple model, but now this has evolved into a full scientific methodology for modeling tree rings, leaves and seeds. Two centuries after the original publication by Gabriel Lamé in 1818, the model has also been tested on 30 adult culms of *Chimonobambusa utilis*, another square bamboo [47]. For 750 sections, both the outer and inner shapes can be modeled with arbitrary accuracy using only a few numbers. A single equation with two parameters and an additional transformation parameter fits all 1,436 inner and outer rings tested (Fig. 9).

When square bamboos, which have been known in China and Japan for thousands of years, came to the attention of Western botanists, it caused a sensation. In 1885 Thiselton Dyer wrote in Nature [55]: "The cylindrical form of the stems of grasses is so general a feature in the family that the reports of the existence in China and Japan of a bamboo with apparently four-angled stems have generally been regarded as myth, or at least as due to some disease or abnormal condition of a species whose stems, when properly developed, have a round cross-section. Of the existence of such a bamboo there cannot, however, now be any kind of doubt".



Figure 9. Left: culms of a variegated form of *Chimonobambusa quadrangularis*. Center and right: fitted curves for the six actual cross-sectional examples of *Chimonobambusa utilis* (center) using the superellipse equation with a deformation parameter. The grey curves are the actual outer and inner rings; the red curves are fitted curves [47].

Two centuries after Lamé, superellipses are found everywhere. One can rephrase Dyer’s statement as follows: “Of the existence of such superellipses in nature, there cannot, however, now be any kind of doubt”.

5. THE COMPLEX AND THE UNIQUE

5.1. Shape Complexity Revisited

Eq. (4) can be extended to any dimension in various ways, for example, in parametric coordinates:

$$\begin{cases} x = \varrho_1(\vartheta) \cos \vartheta \cdot \varrho_2(\varphi) \cos \varphi \\ y = \varrho_1(\vartheta) \sin \vartheta \cdot \varrho_2(\varphi) \cos \varphi \\ z = \varrho_2(\varphi) \sin \varphi \end{cases} \quad (6)$$

Depending on the size of the two cross-sections defined by Eq. (4), i.e. $\rho_1(\vartheta), \rho_2(\varphi)$, a generalization from spherical to toroidal becomes possible (Fig. 10) and a wide range of regular and irregular shapes may result. A single generalization of the conic sections encompasses a wide variety of natural and abstract shapes, as a continuous transformation. Going from the 2D plane to 3D surfaces and bodies does not increase the complexity dramatically, only additively. Each 3D shape is defined by two sets of numbers, one for each perpendicular cross-section. Spheres and highly complex shapes (Fig. 10 right) are defined by the same number of parameters. Hence, they all are equally simple and the notion of shape complexity will need to be revisited. This is discussed in [5].

5.2. Saint-Gabriel

Lamé curves form a bridge between classical Euclidean geometry and Riemannian geometry (with a “quadratic” form based on Pythagoras) on the one hand, and Finsler geometry (“without the quadratic restriction”) and metric spaces (“with the m -th root metric”) on the other. In the infinitesimal form, Lamé curves can serve as indicatrix curves in tangent spaces at a point defining the simplest so-called Riemann-Finsler geometries. A Finsler space is an n -dimensional point space which is locally Minkowskian (flat, homogeneous and anisotropic). Euclidean space is flat, homogeneous and isotropic.

In the second half of the 19th century and in the beginning of the 20th century, many great mathematicians were well acquainted with Lamé curves. These curves have a clear relation to the Last Theorem of Fermat. Felix Klein wrote: “The assertion of Fermat means, now, that these curves thread through a dense set of the rational numbers, without passing through a single one except on the axes” [56].




Figure 10. 3D shapes.

Gauss also knew Lamé's work well and in fact considered Lamé as the best French mathematician of his time [57]. Knowing that Gauss rarely praised others and the fact that France had a number of first-class mathematicians, this is remarkable. It is a strange twist of history that Eq. (4) took so long to discover [5]. Indeed, Lamé's supercircles in polar coordinates and Gauss' Arithmetic-Geometric Mean (Eq. (7)) and his form for computing elliptic functions of the second kind (Eq. (8)) are very closely related (compare with Eq. (4) for exponents equal to 2 and $T = m\theta/4$). Most remarkably, Lamé's book with Eq. (2a) and Eq. (2b) and Gauss' article with Eq. (7) and Eq. (8) were both published in 1818 [5].

$$\frac{1}{2\pi} \int_0^{2\pi} \frac{dT}{\sqrt{m^2 \cos^2 T + m^2 \sin^2 T}} \tag{7}$$

$$\frac{1}{2\pi} \int_0^{2\pi} \frac{\cos^2 T - \sin^2 T}{\sqrt{m^2 \cos^2 T + m^2 \sin^2 T}} \tag{8}$$

Gabriel Lamé (Fig. 11) is a central figure in the history of modern mathematics [39] and his work is the inspiration for all of the above, especially the dual view of patterns and of individuals. He spent the third decade of the 19th century in Saint Petersburg, at a mathematical school founded by Euler, and with P. Chebyshev as one of Lamé's successors. What a heritage! This was a French-Russian exchange program and many engineers followed in the footsteps of C.H. de Saint-Simon (1760-1825): they were called *saint-simoniens* [58]. For Saint-Simon, human reason is the source of all wisdom and mathematics (including applied mathematics) is certainly in the center.

5.3. Building Bridges

Lamé curves became well known as supercircles in the second half of the 20th century through the work of Danish mathematician, inventor and poet Piet Hein (1905-1996) [22]. Sergel's Torg in Stockholm (Fig. 12) is modeled as a superellipse. Later, Piet Hein designed lamps, beverage coolers, tableware and tables based on superellipses and the 3D forms he called supereggs (Fig. 12). The superegg has a circular cross-section in one plane and a supercircular cross-section in the perpendicular plane. There are many other examples of supercircles and superellipsoids in architecture, and in computer graphics superellipsoids and superquadrics are well known [25]. As shown above, they have a long and very interesting history. These remarks on the history of geometry serve as introductory remarks aimed at establishing a coherent framework. The goal of this framework is a unification of geometry based on ancient principles and supported by our observations of natural forms and phenomena.

5.4. Building Bridges in Space and Time

We find the footprint of Lamé everywhere and the generalization to Gielis Transformations provides more flexibility, including symmetry. Fig. 13 shows starfishes from four different genera [53]. One may imagine that these starfish could be different individuals or different ecotypes of one species, or morphological changes during their evolution from small to large with increasing elongation of the arms. In the first case, their different sets of parameters could lead to classifications. In the second case, we have the evolution from a small starfish to an adult starfish; in this case, the change in parameters has a direct relevance to the evolution of the individual.



Figure 11. Gabriel Lamé.



Figure 12. Superegg (left) and Sergel's Torg (right) in Stockholm, Sweden.

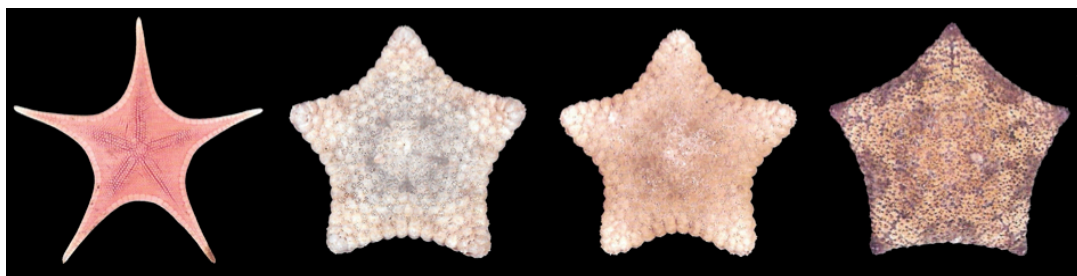


Figure 13. Various starfish [46].

Modeling a variety of natural shapes and phenomena, such as leaves, seeds, starfish, diatoms [59], square bacteria [60], superelliptical galaxies [61] or even snowflakes [5], can now be done in one coherent framework as a complete scientific methodology. Lamé curves and Gielis Transformations now also have a place in geometry [62], mathematics [63] and physics based on minimization principles [49].

One example of such minimizing principle is provided by tree rings. Lamé curves may be considered as a generalized Pythagorean Theorem with conservation of n -surfaces (of which area and volume are only two examples). In the case of power laws, one has $x^n = y^m$, up to a constant, whereby n -dimensional cubes with side x are compared with m -dimensional cubes with sides y . In case $n < m$; $n = (m - p)$, $x^n = 1^p y^m$, one compares n -dimensional cubes with side x with n -dimensional beams. Converting these n -dimensional beams into n -cubes is easy. Simple arithmetic with conservation of n -area.

It is interesting to see how nature “computes” shape and optimization. Lamé curves and Gielis Transformations are non-linear, but if one considers the formation of a tree ring [48] as the result of both evolutionary and developmental processes, dealing with biotic (insects, fungi, viruses) and abiotic (light, temperature, rainfall, soil, frost, etc.) influences and stresses at very different time scales, it is at least remarkable that the resulting shapes are described by superellipses with exponent $n \neq 2$, but not too different from 2 (Fig. 14). The formation of tree rings builds on the tree ring of previous years, incorporating all influences of the current year, to prepare for the next years. Trees convert a multi-objective optimization problem involving n -dimensional volumes into a conservation law in two dimensions (superellipses). This provides a completely new perspective on form and function, in many cases directly opposite to current views.




Figure 14. Superelliptical tree rings in softwoods: (a) Jack pine (*Pinus banksiana*); (b) red pine (*Pinus resinosa*); (c) tamarack (*Larix laricina*); (d) white cedar (*Thuja occidentalis*) [48].

5.5. A Geometrical Language for the Unique

This article focused on five central themes.

First, a unified view leads to a strong reduction of complexity, especially with respect to mathematics as the language of the sciences. This unification combines power laws, Lamé curves, distance measures and functions, and geometries, into a single framework. I named this after Gabriel Lamé, who was the first to systematically study higher-order curves in two variables, which have become known as Lamé curves. Extending Lamé curves to Gielis Transformations provides for a new but sound scientific methodology which has been tested on more than 40,000 biological specimens. It turns out that circles and ellipses are very rare in nature, whereas supercircles and superellipses are very common.

Second, this unified view traces back to the very foundations of mathematics and geometry as generalizations of the methods laid down in Ancient Greek geometry. Power laws, superellipses and Gielis Transformations are simply variations on a single theme. Using addition or multiplication, we obtain simple generalizations of the Pythagorean Theorem and the classical means (geometric, arithmetic and harmonic) which led to the classical conic sections. Many of the existing methods in mathematics suffice [5,63]. Obviously, power laws have been used as a scientific methodology for many decades. A single generalization of the conic sections encompasses such a wide variety of natural and abstract shapes, as a continuous transformation, that the notion of complexity of shapes needs to be revisited [5].

Third, what is improbable in our current scientific views, e.g. 50 heads or tails in a row, turns out to be the essence of natural shapes and forms. Nature likes biased coins. However, the improbable and the most probable co-exist in natural systems. In one and the same system, high and low entropy balance each other. For example, the high information content in the genetic code is effectively protected by the double-stranded nature of DNA.

Fourth, each shape can have its own parameters that distinguish it from every other shape, however large or small. These parameters may change over time and the smallest variation of all forms tested can be quantified with any desired precision. Any single variation in starfish or along the stems of square bamboo or softwood trees, diatoms, bacteria or galaxies can be uniquely quantified. Unique leaves acquire unique parameters and this can be extended to a wide range of natural forms, including diatoms, bacteria and galaxies. This can be extended to the great and the small.

Mathematics has a chance – at last – of also becoming the science of the individual; the same individual that played no role in science so far. Science has become successful by reducing objects (and subjects) to just a few characteristics. In the extreme, quantum mechanics and thermodynamics are built upon the criterion of indistinguishability, in which individuality is effectively obscured. Understanding that mathematics is not only the language of patterns, developing mathematics as the language for the individual is a key component of future science and knowledge.

Finally, it is enlightening to find that it is a simple combination of individual monomials, either by addition or multiplication, which provides us with a number of key methods for studying natural forms and phenomena from a common and individual perspective. In the case of DNA, we see a maximum entropy for single strands and a minimum entropy for double-stranded molecules. The highest and the lowest of the possible values. The attentive reader will have noticed that for $x > y$, x^n and y^n are the highest and lowest possible outcomes of a multiplication

between n terms containing x and y . If one considers all entries of the binomial expansion for n as an ordered set, then the outermost entries are the supremum and infimum, respectively. Minimum and maximum occur together. No new math is needed and the old successful language of science can guide us to new findings and insights [64].

Unity in Multiplicity and Diversity from Unity... Inspired by Gabriel Lamé (Saint-Gabriel is also one of the Archangels, bearer of divine messages and inspirations!), these new insights open new doors and will allow us to continue climbing and, hopefully and finally, conquering Mount Improbable.

REFERENCES

- [1] A. Teixeira, A. Matos, A. Souto, L. Antunes. Entropy Measures vs. Kolmogorov Complexity. *Entropy*, 2011, 13(3): 595–611. <https://doi.org/10.3390/e13030595>
- [2] M. Ribeiro, T. Henriques, L. Castro, A. Souto, L. Antunes, C. Costa-Santos, A. Teixeira. The Entropy Universe. *Entropy*, 2021, 23(2): 222. <https://doi.org/10.3390/e23020222>
- [3] G. Boole. *An Investigation of the Laws of Thought: On Which Are Founded the Mathematical Theories of Logic and Probabilities*, reprinted from original (1854) with corrections. New York: Dover Publications, 1958.
- [4] J. Gielis, R. Verhulst, D. Caratelli, P.E. Ricci, I. Tavkhelidze. On Means, Polynomials and Special Functions. *The Teaching of Mathematics*, 2014, 17(1): 1–20.
- [5] J. Gielis. *The Geometrical Beauty of Plants*. Paris: Atlantis Press, 2017. <https://doi.org/10.2991/978-94-6239-151-2>
- [6] S. Stevin. *L'Arithmétique. The Principal Works of Simon Stevin, Vol. II B*. Amsterdam: Swets & Zeitlinger, 1955.
- [7] H. Bosmans. Sur l'Interprétation Géométrique Donnée par Pascal à l'Espace à Quatre Dimensions. Session des 11-12 avril 1923 de la première section. *Annales de la Société Scientifique de Bruxelles*, 1923, 42(1): 337–345. (in French)
- [8] D.J. Struik. Outline of a History of Differential Geometry: I. *Isis*, 1933, 19(1): 92–120. <https://www.jstor.org/stable/225188>
- [9] L. Verstraelen. Psychology and Geometry: I. On the Geometry of the Human Kind. *Filomat*, 2015, 29(3): 545–552. <https://doi.org/10.2298/FIL1503545V>
- [10] B. Riemann. Über die Hypothesen, Welche der Geometrie zu Grunde Liegen. *Habilitationsschrift*, 1854. *Abhandlungen der Königlichen Gesellschaft der Wissenschaften zu Göttingen*, 1868, Vol. 13, pp. 133–150. (in German)
- [11] D. Aerts, S. Sozzo, T. Veloz. The Quantum Nature of Identity in Human Thought: Bose-Einstein Statistics for Conceptual Indistinguishability. *International Journal of Theoretical Physics*, 2015, 54(12): 4430–4443. <https://doi.org/10.1007/s10773-015-2620-4>
- [12] E. Schrödinger. *What Is Life?* Reprinted from original (1944). Cambridge: Cambridge University Press, 1992. <https://doi.org/10.1017/CBO9781139644129>
- [13] E. Schrödinger. The Statistical Law in Nature. *Nature*, 1944, 153(3893): 704–705. <https://doi.org/10.1038/153704a0>
- [14] N. Štambuk. Universal Metric Properties of the Genetic Code. *Croatica Chemica Acta*, 2000, 73(4): 1123–1139. <https://hrcak.srce.hr/131993>
- [15] M. He. Geometric Shapes and Forms Associated With Three Kinds of Genetic Code Equivalences. *Growth and Form*, 2023, In Press, Corrected Proof. <https://doi.org/10.55060/j.gandf.230712.001>
- [16] S.V. Petoukhov. The System-Resonance Approach in Modeling Genetic Structures. *Biosystems*, 2016, 139: 1–11. <https://doi.org/10.1016/j.biosystems.2015.11.001>

- [17] A.O. Schmitt, H. Herzel. Estimating the Entropy of DNA Sequences. *Journal of Theoretical Biology*, 1997, 188(3): 369–377. <https://doi.org/10.1006/jtbi.1997.0493>
- [18] J.K. Lanctôt, M. Li, E.-H. Yang. Estimating DNA Sequence Entropy. In: D.B. Shmoys (Ed.), *Proceedings of the Eleventh Annual ACM-SIAM Symposium on Discrete Algorithms (SODA '00)*, San Francisco, United States, 2000, pp. 409–418. Philadelphia: Society for Industrial and Applied Mathematics (SIAM), 2000.
- [19] N. Gintis, M. He, P.E. Ricci. Entropy of Probability Distributions and Its Applications in ATM Networks and DNA Sequences. In: F. Valafar, H. Valafar (Eds.), *Proceedings of the 2003 International Conference on Mathematics and Engineering Techniques in Medicine and Biological Sciences (METMBS 2003)*, Las Vegas, United States, 2003, pp. 107–111. Las Vegas: CSREA Press, 2003.
- [20] M. Barros, A. Ferrández. A Conformal Variational Approach for Helices in Nature. *Journal of Mathematical Physics*, 2009, 50(10): 103529. <https://doi.org/10.1063/1.3236683>
- [21] G. Lamé. *Examen des Différentes Méthodes Employées Pour Résoudre les Problèmes de Géométrie*. Paris: Mme. Ve. Courcier, Imprimeur-Libraire, 1818. (in French)
- [22] M. Gardner. Piet Hein's Superellipse. *Mathematical Carnival: A New Round-Up of Tantalizers and Puzzles From Scientific American*, pp. 240–254. New York: Vintage Press, 1977.
- [23] N.T. Gridgeman. Lamé Ovals. *The Mathematical Gazette*, 1970, 54(387): 31–37. <https://doi.org/10.2307/3613154>
- [24] J. Gielis. A Generic Geometric Transformation That Unifies a Wide Range of Natural and Abstract Shapes. *American Journal of Botany*, 2003, 90(3): 333–338. <https://doi.org/10.3732/ajb.90.3.333>
- [25] A.H. Barr. Superquadrics and Angle-Preserving Transformations. *IEEE Computer Graphics and Applications*, 1981, 1(1): 11–23. <https://doi.org/10.1109/MCG.1981.1673799>
- [26] J. Gielis, P. Shi, B. Beirinckx, D. Caratelli, P.E. Ricci. Lamé-Gielis Curves in Biology and Geometry. In: A. Mihai, I. Mihai (Eds.), *Proceedings of the 2021 International Conference Riemannian Geometry and Applications (RIGA 2021)*, Bucharest, Romania, 2021.
- [27] J. Gielis, P. Shi, D. Caratelli. Universal Equations – A Fresh Perspective. *Growth and Form*, 2022, 3(1-2): 27–44. <https://doi.org/10.55060/j.gandf.220817.001>
- [28] K.J. Niklas. *Plant Allometry: The Scaling of Form and Process*. Chicago: Chicago University Press, 1994.
- [29] G. West. Scaling: The Surprising Mathematics of Life and Civilization. *Santa Fe Institute Bulletin*, 2014, 28(2).
- [30] P.L. Antonelli, S.F. Rutz. Allometric Laws in Modular Dynamics: The Bauplan of Ontogenesis. *Growth and Form*, 2020, 1(1): 41–43. <https://doi.org/10.2991/gaf.k.200124.002>
- [31] K.J. Niklas. Plant Allometry: Is There a Grand Unifying Theory? *Biological Reviews*, 2004, 79(4): 871–889. <https://doi.org/10.1017/S1464793104006499>
- [32] K.J. Arrow, H.B. Chenery, B.S. Minhas, R.M. Solow. Capital-Labor Substitution and Economic Efficiency. *The Review of Economics and Statistics*, 1961, 43(3): 225–250. <https://doi.org/10.2307/1927286>
- [33] B.Y. Chen, S. Decu, L. Verstraelen. Notes on Isotropic Geometry of Production Models. *Kragujevac Journal of Mathematics*, 2014, 38(1), 23–33. <https://doi.org/10.5937/KgJMath1401023C>
- [34] J.M. Henle, N.J. Horton, S.J. Jakus. Modelling Inequality With a Single Parameter. In: D. Chotikapanich (Ed.), *Modeling Income Distributions and Lorenz Curves. Economic Studies in Inequality, Social Exclusion and Well-Being*, Vol. 5, pp. 255–269. New York: Springer, 2008. https://doi.org/10.1007/978-0-387-72796-7_14
- [35] J.M. Sarabia, V. Jordá, C. Trueba. The Lamé Class of Lorenz Curves. *Communications in Statistics – Theory and Methods*, 2017, 46(11): 5311–5326. <https://doi.org/10.1080/03610926.2013.775306>
- [36] M. Lian, P. Shi, L. Zhang, W. Yao, J. Gielis, K.J. Niklas. A Generalized Performance Equation and Its Application in Measuring the Gini Index of Leaf Size Inequality. *Trees*, 2023, 37(5): 1555–1565. <https://doi.org/10.1007/s00468-023-02448-8>

- [37] L. Huang, D.A. Ratkowsky, C. Hui, J. Gielis, M. Lian, W. Yao, Q. Li, L. Zhang, P. Shi. Inequality Measure of Leaf Area Distribution for a Drought-Tolerant Landscape Plant. *Plants*, 2023, 12(17): 3143. <https://doi.org/10.3390/plants12173143>
- [38] S.K. Mishra. On Estimation of the Parameters of Gielis Superformula From Empirical Data. Available at SSRN (May 2006): <https://doi.org/10.2139/ssrn.905051>
- [39] M. Matsumoto. Finsler Geometry in the 20th-Century. In: P.L. Antonelli (Ed.), *Handbook of Finsler Geometry*, Part 8, 557–966. Dordrecht: Kluwer Academic Publishers, 2003.
- [40] S.-S. Chern. Finsler Geometry Is Just Riemannian Geometry Without the Quadratic Restriction. *Notices of the American Mathematical Society*, 1996, 43(9): 959–963.
- [41] P.L. Antonelli, T.J. Zastawniak. *Lagrange Differential Geometry, Finsler Spaces and Noise Applied in Biology and Physics. Mathematical and Computer Modelling*, 1994, 20(4-5): xi-xiii (Preface). [https://doi.org/10.1016/0895-7177\(94\)90152-X](https://doi.org/10.1016/0895-7177(94)90152-X)
- [42] P.L. Antonelli, H. Shimada. On 1-Form Finsler Connections With Constant Coefficients. *Tensor, N.S.*, 1991, 50: 263–275.
- [43] T. Yajima, H. Nagahama. Finsler Geometry of Seismic Ray Path in Anisotropic Media. *Proceedings of the Royal Society A: Mathematical, Physical and Engineering Sciences*, 2009, 465(2106): 1763–1777. <https://doi.org/10.1098/rspa.2008.0453>
- [44] E. Cartan. Géométrie Euclidienne et Géométrie Riemannienne. *Scientia (Milano)*, 1931, 42: 393–402. (in French)
- [45] R. Guitart. Les Coordonnées Curvilignes de Gabriel Lamé – Représentations des Situation Physiques et Nouveaux Objets Mathématiques. *Bulletin de la Sabix – Société des Amis de la Bibliothèque et de l’Histoire de l’École Polytechnique*, 2009, 44: 119–129. (in French) <https://doi.org/10.4000/sabix.686>
- [46] L.C.A. Verstraelen. Universal Natural Shapes (Univerzální Přírodní Tvary). *Pokroky Matematiky, Fyziky a Astronomie*, 2007, 52(2): 142–151. (in Czech) <https://dml.cz/dmlcz/141350>
- [47] W. Huang, Y. Li, K.J. Niklas, J. Gielis, Y. Ding, L. Cao, P. Shi. A Superellipse With Deformation and Its Application in Describing the Cross-Sectional Shapes of a Square Bamboo. *Symmetry*, 2020, 12(12): 2073. <https://doi.org/10.3390/sym12122073>
- [48] P.-J. Shi, J.-G. Huang, C. Hui, H.D. Grissino-Mayer, J.C. Tardif, L.-H. Zhai, F.-S. Wang, B.-L. Li. Capturing Spiral Radial Growth of Conifers Using the Superellipse to Model Tree-Ring Geometric Shape. *Frontiers in Plant Science*, 2015, 6: 856. <https://doi.org/10.3389/fpls.2015.00856>
- [49] M. Koiso, B. Palmer. Equilibria for Anisotropic Surface Energies and the Gielis Formula. *Forma*, 2008, 23(1): 1–8.
- [50] M. Matsuura. Gielis’ Superformula and Regular Polygons. *Journal of Geometry*, 2015, 106: 383–403. <https://doi.org/10.1007/s00022-015-0269-z>
- [51] P. Brandi, A. Salvadori. A Magic Formula of Nature. *Proceedings of the 17th Conference on Applied Mathematics (APLIMAT 2018)*, Bratislava, Slovakia, 2018, pp. 110–126.
- [52] P. Shi, D.A. Ratkowsky, Y. Li, L. Zhang, S. Lin, J. Gielis. A General Leaf Area Geometric Formula Exists for Plants – Evidence From the Simplified Gielis Equation. *Forests*, 2018, 9(11): 714. <https://doi.org/10.3390/f9110714> (*Best Annual Paper Award in Forests in 2019*)
- [53] P. Shi, D.A. Ratkowsky, J. Gielis. The Generalized Gielis Geometric Equation and Its Application. *Symmetry*, 2020, 12(4): 645. <https://doi.org/10.3390/sym12040645>
- [54] L. Spíchal. Superelipsa a Superformule. *Matematika-Fyzika-Informatika*, 2020, 29(1): 54–69. (in Czech)
- [55] W.T. Thiselton Dyer. The Square Bamboo. *Nature*, 1885, 32: 391–392. <https://doi.org/10.1038/032391d0>

- [56] F. Klein. *Elementary Mathematics From an Advanced Standpoint: Arithmetic, Algebra, Analysis*. Translated from the third German edition by E.R. Hedrick & C.A. Noble. New York: Dover Publications, 2004.
- [57] S.L. Greitzer. Gabriel Lamé. In: *Complete Dictionary of Scientific Biography*. New York: Charles Scribner's Sons, 2008.
- [58] I. Gouzévitch, D. Gouzévitch. Gabriel Lamé à Saint Pétersbourg (1820-1831). *Bulletin de la Sabix – Société des Amis de la Bibliothèque et de l'Histoire de l'École Polytechnique*, 2009, 44: 20–43. (in French)
<https://doi.org/10.4000/sabix.624>
- [59] E. De Tommasi, J. Gielis, A. Rogato. Diatom Frustule Morphogenesis and Function: A Multidisciplinary Survey. *Marine Genomics*, 2017, 35: 1–18. <https://doi.org/10.1016/j.margen.2017.07.001>
- [60] A.E. Walsby. A Square Bacterium. *Nature*, 1980, 283: 69–71. <https://doi.org/10.1038/283069a0>
- [61] A.W. Graham, L.R. Spitler, D.A. Forbes, T. Lisker, B. Moore, J. Janz. LEDA 074886: A Remarkable Rectangular-Looking Galaxy. *The Astrophysical Journal*, 2012, 750(2): 121.
<https://doi.org/10.1088/0004-637X/750/2/121>
- [62] L. Verstraelen. A Concise Mini History of Geometry. *Kragujevac Journal of Mathematics*, 2014, 38(1): 5–21.
<https://doi.org/10.5937/KgJMath1401005V>
- [63] P.E. Ricci, J. Gielis. *From Pythagoras to Fourier and From Geometry to Nature*. Amsterdam: Athena International Publishing, 2022. <https://doi.org/10.55060/b.p2fg2n.220215.000>
- [64] J. Gielis. *Inventing the Circle*. Antwerp: Geniaal Press, 2003. (*Dutch version published in 2001*)