

This item is the archived peer-reviewed author-version of:

Reversible ratchet effects in a narrow superconducting ring

Reference:

Jiang Ji, Wang Yong-Lei, Milošević Milorad, Xiao Zhi-Li, Peeters François, Chen Qing-Hu.- Reversible ratchet effects in a narrow superconducting ring
Physical review B / American Physical Society - ISSN 2469-9950 - 103:1(2021), 014502
Full text (Publisher's DOI): <https://doi.org/10.1103/PHYSREVB.103.014502>
To cite this reference: <https://hdl.handle.net/10067/1749840151162165141>

Reversible ratchet effects in a narrow superconducting ring

Ji Jiang^{1,2}, Yong-Lei Wang³, M. V. Milošević⁴, Zhi-Li Xiao^{5,6}, F. M. Peeters⁴, and Qing-Hu Chen^{1,2}

¹*Zhejiang Province Key Laboratory of Quantum Technology and Device,*

Department of Physics, Zhejiang University, Hangzhou 310027, China

²*Collaborative Innovation Center of Advanced Microstructures, Nanjing University, Nanjing 210093, China*

³*Research Institute of Superconductor Electronics,*

School of Electronic Science and Engineering, Nanjing University, Nanjing 210093, China

⁴*Department of Physics, University of Antwerp, 2020 Antwerpen, Belgium*

⁵*Materials Science Division, Argonne National Laboratory, Argonne, Illinois 60439, USA*

⁶*Department of Physics, Northern Illinois University, DeKalb, Illinois 60115, USA*

(Dated: December 12, 2020)

We study the ratchet effect in a narrow pinning-free superconductive ring based on time-dependent Ginzburg-Landau (TDGL) equations. Voltage responses to external dc and ac currents at various magnetic fields are studied. Due to asymmetric barriers for flux penetration and flux exit in the ring-shaped superconductor, the critical current above which the flux-flow state is reached, as well as the critical current for the transition to the normal state, are different for the two directions of applied current. These effects cooperatively cause ratchet signal reversal at high magnetic fields, which has not been reported to date in a pinning-free system. The ratchet signal found here is larger than those induced by asymmetric pinning potentials. Our results also demonstrate the feasibility of using mesoscopic superconductors to employ superconducting diode effect in versatile superconducting devices.

PACS numbers: 74.25.Wx, 74.25.Uv, 74.78.Na, 74.40.Gh

I. INTRODUCTION

In type-II superconductors, magnetic flux penetrates into the sample under the magnetic field above the lower critical field, forming quantized magnetic flux lines known as Abrikosov vortices. When applying a sufficiently large current, vortices are driven across the sample due to Lorentz force, resulting in finite voltage signals. If the vortex dynamics differs with respect to the polarity of applied current, the associated voltage would be different, producing the vortex ratchet effect. Vortex ratchet systems not only provide a convenient platform to investigate the fundamental vortex dynamics, but also are applicable in superconductive circuits. In that respect, manipulating vortices using ratchet systems has been demonstrated in many experiments [1–7]. Ratchet effect can be employed to remove undesirable vortices trapped in superconductors, to thereby improve the performance of superconducting devices. Recently, the non-reciprocal charge transport has been observed in various superconductors with noncentrosymmetric or chiral structures [8–10]. More recently, the superconducting diode effect that has zero resistance for only one direction of the current has been realized in a noncentrosymmetric superlattice by stacking three kinds of superconducting elements [11], which may pave the way for potential applications in low dissipative electronic circuits.

Vortex ratchet systems are typically realized by introducing asymmetric pinning potentials in the superconducting samples to fine-tune the vortex dynamics [12–17]. Pinning-free superconductors of special geometries could also serve as the vortex ratchet systems. In a superconducting sample with asymmetric edges, the vortex dynamics can be affected by intrinsic edge barriers.

Recently, such kinds of pinning-free vortex ratchet superconducting systems have also attracted much attentions [18–25]. Ratchet systems without artificial pinning centers distinguish themselves with the ability to produce stable and strong rectifying effect [18, 19]. In practice, superconductors with specifically targeted asymmetric geometry have been widely used in experiments such as single-photon detectors, parametric amplifiers and superconducting quantum interference devices (SQUIDs) [21, 27–29]. On the other hand, superconducting nanowires and nanoribbons are the key components in these advanced superconducting circuits or devices. Low-dimensional superconducting structures provide unique properties and have been widely studied [30–37]. To improve the performance and reliability of superconducting devices, it is crucial to understand the rich vortex dynamics in low-dimensional superconducting systems with specified geometries.

Although ratchet effects have been reported in many systems in the literature, ratchet signal reversal is seldomly observed. Systems with specially designed edges to date have been reported to give strong and stable ratchet signals without sign reversal [18–24]. On the other hand, the ratchet reversal in bulk or two-dimensional (2D) superconducting samples with asymmetric pinning arrays has been reported in both experiments and numerical simulations [14–16, 38], though these reversible ratchet signals strongly depended on properties of the applied pinning potentials (such as density and strength of the pinning sites).

In this paper, by means of numerical simulations we reveal strong and stable reversible ratchet signals in a broad range of magnetic fields and external currents, in a pinning-free, narrow superconducting ring. We even

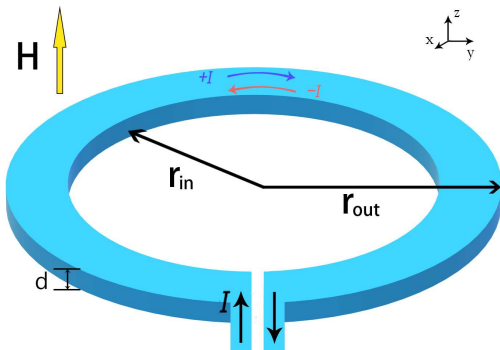


FIG. 1. Schematic view of a narrow, pinning-free superconducting ring with the outer radii r_{out} and the inner radii r_{in} . The thickness of the sample d is assumed to be much smaller than the penetration length $d \ll \lambda$. A perpendicular magnetic field H is applied. A clockwise (counter-clockwise) current is denoted by $+I$ ($-I$).

find a superconducting-diode-like state, with vanishing resistance only for one current direction. The paper is organized as follows. In Sec. II, we introduce the time-dependent Ginzburg-Landau (TDGL) equations, which are used to simulate the condensate dynamics in the presence of external dc and ac currents at various magnetic fields. The main simulation results for ratchet effects generated under dc and ac currents are presented and analyzed in Sec. III and IV, respectively. The associated mechanism for the reversible ratchet signals is also described in detail. Additional videos for detailed visualization of the vortex motion are provided in supplemental material [39] to help understand the vortex dynamics. Finally, conclusions are drawn in Sec. V.

II. NUMERICAL APPROACH

We use the TDGL theory to simulate a pinning-free superconducting ring. An oblique view of the system is shown in Fig. 1. The two TDGL equations for the superconductive sample without any defects are given by [40]:

$$\frac{\partial \psi}{\partial t} = (\nabla - i\mathbf{A})^2 \psi + (1 - T - |\psi|^2)\psi + \chi(\mathbf{r}, t), \quad (1)$$

$$\sigma \frac{\partial \mathbf{A}}{\partial t} = Im(\psi^*(\nabla - i\mathbf{A})\psi) - \kappa^2 \nabla \times \nabla \times \mathbf{A}, \quad (2)$$

where ψ is the superconducting order parameter, \mathbf{A} is the vector potential describing the magnetic field $\mathbf{B} = \nabla \times \mathbf{A}$, σ is the conductivity in the normal state, and $\kappa = \lambda/\xi$ is the Ginzburg-Landau (GL) parameter with λ the penetration depth and ξ is the coherence length. $\chi(\mathbf{r}, t)$ is introduced to mimic the quantum fluctuations in the system [31, 41]. The length is scaled to coherence length of zero temperature $\xi(0)$ and time to $t_{GL} = 4\pi\lambda(0)^2\sigma/c^2$,

which is known as the GL relaxation time. The vector potential is scaled so that magnetic field is in units of the bulk upper critical field $H_{c2} = \Phi_0/2\pi\xi(0)^2$ where Φ_0 is the flux quantum. Eq. (2) is actually the Maxwell equation governing the magnetic field and total current. The current is in units of $I_0 = \sigma\hbar w/2e\xi(0)t_{GL}$ where w is the width of the ring. To solve Eqs. (1 - 2), we employ the zero-potential scheme [30, 40, 42], *i.e.* the zero electric potential gauge: $\phi = 0$.

In this work, we focus on the ring of width comparable to the vortex size, so more than one row of vortices aligned along the ring are not energetically favorable [43]. We set $\kappa = 10$ in all our simulations, which is close to the value reported for typical MoGe superconducting samples [44]. Referring to previous simulation works on wide ring-shaped samples [19], the outer and inner radii are set $r_{out} = 60\xi(0)$ and $r_{in} = 48\xi(0)$, respectively, so the width of the circular strip is $w = 12\xi(0)$, slightly larger than the penetration depth. The magnetic field is applied perpendicular to the sample as shown in Fig. 1. When solving Eq. 1, Neumann boundary condition is applied at all sample edges. Considering that our superconducting sample is extremely thin, we neglect the demagnetization effects and apply the external current through the following boundary condition for the vector potential \mathbf{A} at the inner boundary: $\nabla \times \mathbf{A} = \mathbf{H} \mp \mathbf{H}_I$ for $\pm I$ respectively, where $H_I = 2\pi I/c$ is the magnetic field induced by the applied current I . The sign of H_I defines the direction of the current flow in the system. For notational simplicity, we denote clockwise (counter-clockwise) current as $+I$ ($-I$).

We also consider the effect of Joule heating in the simulations, *i. e.*, dissipation generated by moving vortices, where system would have a non-uniform temperature distribution. The dimensionless heat transfer equation is used to describe the dynamics of thermal diffusion [31, 45]:

$$\nu \frac{\partial T}{\partial t} = \zeta \nabla^2 T + (\sigma \frac{\partial \mathbf{A}}{\partial t})^2 - \eta(T - T_0), \quad (3)$$

where ν , ζ , η are the heat capacity, heat conductivity of the sample, and heat coupling to the environment, respectively, which we set in simulations to $\nu = 0.03$, $\zeta = 0.06$, $\eta = 2 \times 10^{-4}$. The value of η corresponds to intermediate heat removal [45]. The values of ν and ζ are roughly estimated, as employed in previous simulations of mesoscopic superconductors [31, 45], where reliable results have been reported. The temperature T in the simulations is scaled by the superconducting critical temperature T_c . $T_0 = 0.9T_c$ is the temperature of the environment (holder) and is constant in all our simulations. Eqs. (1), (2), and (3) are solved self-consistently using Crank-Nicholson method [42].

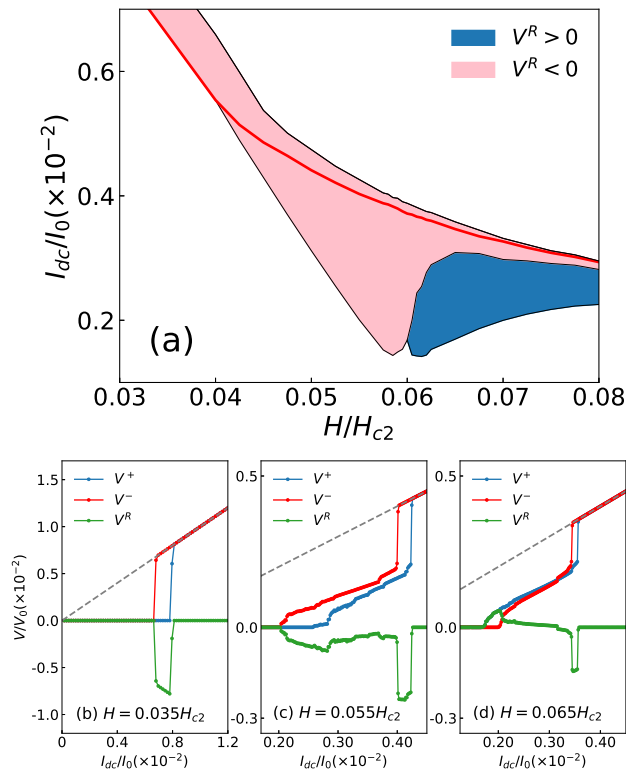


FIG. 2. (a) Phase diagram of ratchet voltage signals $V^R = V^+ - V^-$ in the current and field parametric range. The phase with negative signals (pink) is present at high currents or low fields, and the phase with positive signals (blue) appears at low currents and high fields. The thick red line represents the transition line to the normal state driven by the counter-clockwise currents. The lowest boundaries of the negative (left) and positive (right) ratchet signals are corresponding to the critical current lines for counter-clockwise and clockwise currents, respectively. Lower panels show voltages and their differences as a function of external dc current of two directions at magnetic fields $H = 0.035H_{c2}$ (b), $0.055H_{c2}$ (c), and $0.065H_{c2}$ (d), where the dashed lines stand for the voltage in the normal state. The voltage unit is $V_0 = I_0/\sigma$. As a criterion for critical current, we take the onset of voltage above $10^{-5}V_0$.

III. RATCHET EFFECTS GENERATED BY DC CURRENTS

A. Phase diagram of the ratchet signal in terms of the current and the field

In order to obtain the overall ratchet effect in a narrow superconducting ring, we first systematically calculate the voltage signals for dc currents of opposite directions. Fig. 2(a) presents the phase diagram of the ratchet signal as a function of the magnetic field H and the amplitude of the dc current I_{dc} . The amplitudes of the voltage induced by a clockwise current is denoted as V^+ and that by a counter-clockwise current V^- . The difference of the voltage values obtained for two oppo-

site directions of the current $V^R = V^+ - V^-$ is used to quantitatively describe the ratchet signal. Negative signals (pink) are found at low fields ($H < 0.060H_{c2}$) independent of the current value. However, at high fields ($H > 0.060H_{c2}$), positive signals (blue) emerge at low currents, indicating a ratchet signal reversal. To the best of our knowledge, such a ratchet reversal has not been reported to date in a pinning-free superconducting system, neither experimentally nor in simulations.

To understand this phase diagram better, we show voltage-current (V-I) characteristics at three magnetic fields $H = 0.035H_{c2}$, $0.055H_{c2}$, and $0.065H_{c2}$ in the panels (b-d) of Fig. 2, respectively. When the sample is driven to the normal state, the V-I characteristics follows ohmic behavior, which is indicated by dashed lines in the lower panels (b-d) of Fig. 2. Non-zero and zero voltage signals below the reference lines correspond to the dissipation state due to moving vortices (flux-flow state) and the zero-resistance superconducting state, respectively.

At the low field $H = 0.035H_{c2}$, as shown in Fig. 2 (b), in the dc currents range $0.007 < I_{dc} < 0.008$, the system has zero resistance for the clockwise current and turns to the normal state at counter-clockwise currents. In this case, pronounced negative ratchet signals are generated owing to the large voltage difference between the superconducting and the normal phase. In other words, the superconducting and normal conducting states can be fully switched by changing the direction of the applied current or magnetic field. Interestingly, this is exactly the superconducting diode effect, similar to that demonstrated in the artificial superlattice [11], providing a very economical way to fabricate a superconducting diode from the perspective of material design.

At the intermediate field $H = 0.055H_{c2}$, the ratchet signals are also all negative [see Fig. 2(c)]. Panels (b) and (c) of Fig. 2 indicate that the sample with counter-clockwise current $-I$ (red) enters both the flux-flow state and the normal state earlier than in the case of clockwise current $+I$ (blue), yielding a negative ratchet signal. On the other hand, at a higher magnetic field $H = 0.065H_{c2}$ [see Fig. 2(c)], the sample in counter-clockwise current $-I$ enters the flux-flow state later than in $+I$, which results in the positive ratchet signal at small current, while the transition to the normal state for $-I$ still occurs earlier, so the negative ratchet signal is also present at high currents. At a high $-I$ the sample can transit to the normal phase while it can still stay in the flux-flow state at the same value of $+I$. In this case, the ratchet signal should be extremely large because of the high normal state voltage, leading to pronounced negative signal at high currents in the phase diagram in Fig. 2(a). We note that the total magnetic field is the superposition of the external magnetic field and the field H_I induced by the current. For a current-carrying ring, the total field is enhanced by the additional fields H_I induced by $-I$ (counter-clockwise) but suppressed by the fields of $+I$ (clockwise). Therefore, the superconducting ring driven by $-I$ reaches the normal phase earlier than when driven

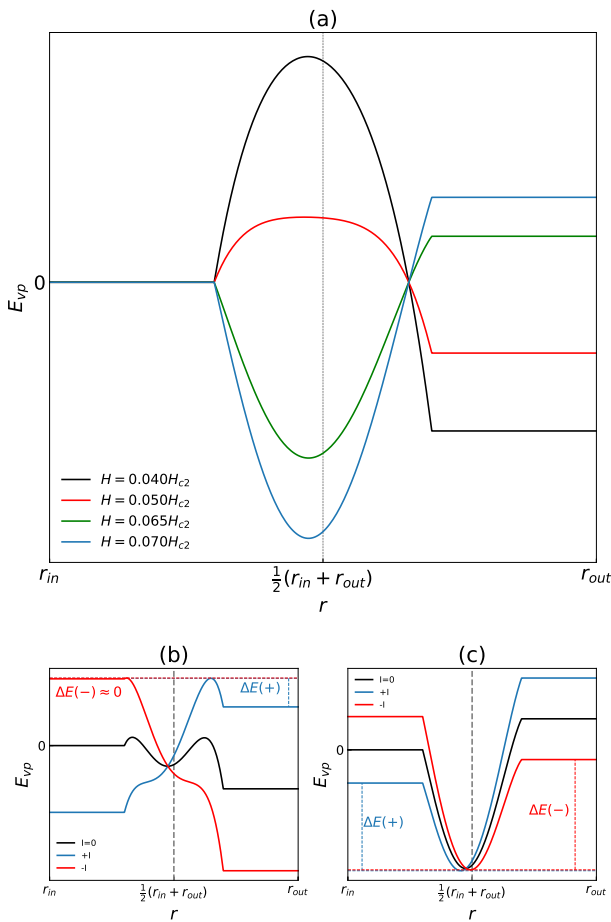


FIG. 3. (a) Potential energy E_{vp} of a single vortex inside the narrow superconducting circular strip as a function of its radial position r at various magnetic field H in the absence of external current. Lower panels show the potential energy with the applied current $|I| = 0.002$ at the magnetic field $H = 0.055H_{c2}$ in (b) and $H = 0.065H_{c2}$ in (c), *i.e.* in the vicinity of the critical currents in Fig. 2(c) and (d), respectively.

by $+I$.

From Fig. 2(d) one sees that the positive ratchet signal originates from the larger negative critical current at magnetic fields $H > 0.060H_{c2}$. In equilibrium simulations with zero applied current, we find that vortices can only penetrate the sample at fields $H > 0.060H_{c2}$, which inspired us to study the underlining mechanism in terms of vortex potential energy.

B. Mechanism based on potential energy of a single vortex

The energy barrier for the penetration of vortices is known to determine the critical current at which the superconductor enters the flux-flow state [46–49]. At equilibrium state, a higher energy barrier near the edge indicates that a larger current is needed to drive vortices to the flux-flow state. In what follows, we discuss critical

current behavior in terms of the single vortex potential in order to reveal the mechanism of the ratchet signal reversal.

The potential energy of a single vortex inside a symmetric superconducting strip has been well studied and thoroughly explored [48, 49, 52, 53]. In general, vortex potential energy consists of four parts: (i) vortex core energy, (ii) interaction energy between a vortex and its image, (iii) interaction energy with magnetic field, and (iv) interaction energy with the applied current. Following the idea in these works, we perform conformal transformation to the potential energy of a strip, and obtain the vortex potential E_{vp} of a narrow superconducting ring as a function of the radial position r of the ring:

$$E_{vp}(r) = \frac{2\pi\rho}{r'} \ln \frac{\sin(\pi y/w')}{\sin(\pi \xi'/w')} + \frac{2\pi\rho H}{r'} \left[\left(y - \frac{w'}{2} \right)^2 - \left(\xi' - \frac{w'}{2} \right)^2 \right] + \frac{\Phi_0 J}{w' r'_{in}} \left(y' - \frac{w'}{2} \right), \quad (4)$$

where ρ is the superfluid stiffness, Φ_0 is the flux quantum, and J is the bias current density. The scaling is changed due to the conformal transformation and the length is measured in units of $\xi' = \ln \frac{\xi + r_{in}}{r_{in}}$: $y = \ln(r/r_{in})/\xi'$, $w' = \ln(r_{out}/r_{in})/\xi'$, and $r' = r/\xi'$. The logarithmic divergence near the edge is cut off by vortex core length scale $\xi = \xi(T = T_0)$ [48, 49], which leads to the flat platform near sample edges. As vortices are unstable in the vicinity of the boundary and would exit from the edge or enter the sample quickly, this approach remains valid for the purpose of our discussion. Without the loss of generality, we have absorbed the vortex core energy into the cut-off length scale. In Fig. 3(a), we plot the vortex potential at a few selected magnetic fields without external currents for a superconducting ring. Compared to that of straight nanowires [46, 47], the vortex potential of a ring-shaped superconductor inherits asymmetric energy barriers near its inner and outer edges. The vortex potential described here is qualitatively consistent with the analytical findings in the annular ring in a uniform applied field using London approach [50, 51]. In low-current regime, the total potential is only tilted due to the Lorentz force and the asymmetric energy barriers at two edges are preserved, as shown in the lower panels of Fig. 3.

At low magnetic fields where $H < 0.060H_{c2}$, the energy barrier indicates that in equilibrium vortices cannot enter the sample, which is consistent with our numerical observations. Above the critical current, current-induced vortices driven by Lorentz force could enter at one edge and then exit from the other edge. In the present setup, vortices should move from the inner edge towards the outer edge at a counter-clockwise current ($-I$), and vice versa. In Fig. 3(b), the energy barrier for vortex entry with $+I$ ($-I$) is indicated by $\Delta E(\pm)$ by the blue (red) lines. Since $\Delta E(-) < \Delta E(+)$, the flux-flow state is easier to reach for $-I$, leading to a lower critical current for $-I$, and accordingly a negative ratchet signal.

However at higher fields ($H > 0.060H_{c2}$), the energy barriers are replaced by potential wells. Now vortices can appear inside the sample even in the absence of external current. In Fig. 3(c), we again use $\Delta E(\pm)$ to denote the well depth associated to the current $\pm I$. In contrast to the low-field case, we now have $\Delta E(-) > \Delta E(+)$. Therefore, vortices can exit from the inner edge easier than from the outer one, yielding a higher critical current for $+I$. In other words, at these fields, the ratchet signal turns to be positive. With further increase of the external current, approaching the current above which the sample transits to the normal state, the energy well difference at two edges becomes far less important due to the dominance of the Lorentz force. Therefore, in the high-current regime, the effect of the current-induced field discussed in Sec. III(A) dominates and the negative ratchet signal reappears.

IV. RATCHET EFFECTS GENERATED BY AC CURRENTS

Next we study the response of the ring to the ac currents with zero mean. We apply a sinusoidal current $I(t) = I_{ac} \sin(\frac{2\pi}{P}t)$ to the sample, where $P = 8000t_{GL}$. According to t_{GL} in typical MoGe samples [44], the related frequency is about $f = 60.0$ MHz. Our simulations suggest that such a frequency allows vortices to move across the strip within $P/2$ for a wide range of amplitudes I_{ac} . The mean dc voltage is obtained by averaging over five periods P . As shown in Fig. 4(a), the rectified dc voltage is clearly observed in a finite range of magnetic fields. At low fields, only negative ratchet signals are observed. The ratchet signal decreases monotonously when the field is increased. With increasing magnetic field, we find that a positive ratchet signal arises at low currents while the negative signal remains in the high current range.

To understand the details of the negative ratchet process at high current, we plot in Fig. 5 snapshots of the Cooper-pair density at different times $t = 0, 0.3, 0.5$, and $0.8P$ within one period, at the three ratchet signal peaks A, B, and C marked in Fig. 4(a). After closer inspection, we find that the current I_{pk} at which the ratchet peak signal occurs is close to the dc current for the transition to the normal state. It implies that if the ac amplitude is comparable to the dc critical current to the normal state, the sample can transit to normal phase within one period. As shown in the rightmost panel of Fig. 5 at $t_4 = 0.8P$, the sample indeed enters the normal state with vanished order parameter $|\Psi|^2 = 0$. At the other three times, all earlier than t_4 , vortices are clearly present, corresponding to the flux-flow state. For detailed visualization of the vortex dynamics, the corresponding videos, Video-S1(A/B/C), are provided in supplemental material [39]. One can see from both the snapshots and the videos that during the first half-period, individual vortices can be clearly seen, suggesting that the sample remains in the

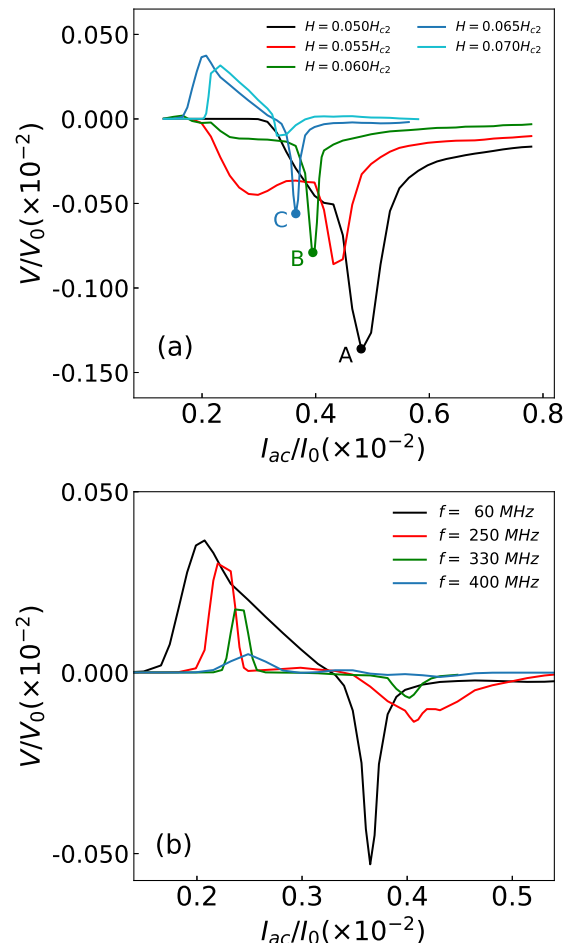


FIG. 4. Mean dc voltage as a function of the amplitude of the applied ac current at various magnetic fields (a), and at various frequencies (b). I_{ac} is the amplitude of the applied ac current with a fixed frequency $f = 60$ MHz. A, B and C mark three prominent negative signal peaks at $H = 0.050$, 0.060 and $0.065H_{c2}$, respectively. The magnetic field for (b) is kept fixed at $H = 0.065H_{c2}$.

flux-flow state. However, in the second half-period, the vortex cores overlap very quickly and the sample transits to the normal state before the end of the period. Due to significant voltage difference between the two states, maximum ratchet effect occurs. Below I_{pk} the sample stays less time in normal state in the second half-period hence the ratchet signal decreases. Above I_{pk} , the normal state can be accessed in both half-periods, consequently the ratchet effect also becomes smaller. That is, the large difference of the voltages in the time intervals in which the sample stays in the normal phase and flux-flow state within one period results in the peak structure of the ratchet signal. In principle, current above which the sample is in the normal state decreases with the magnetic field, so the peak shifts to the low ac amplitude range. Accordingly, the corresponding negative signals should also become smaller, in agreement with our numerical

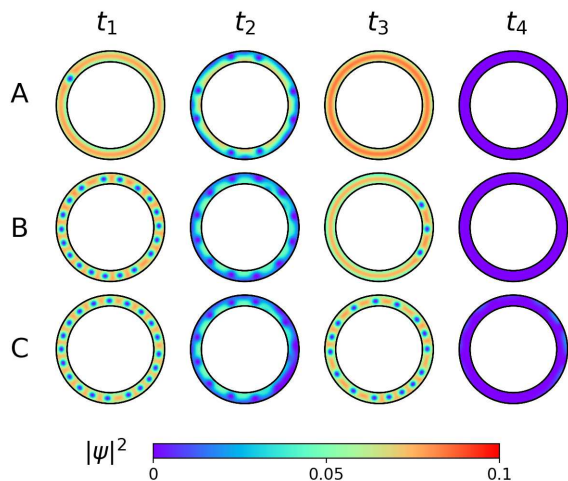


FIG. 5. Snapshots for the evolution of the Cooper-pair density $|\psi|^2$. Images in rows A, B and C present respectively $|\psi|^2$ at peak points A, B and C in Fig. 4(a) at $t_1 = 0$, $t_2 = 0.3P$, $t_3 = 0.5P$, and $t_4 = 0.8P$ within one period.

observations in Fig. 4(a).

One may notice that in Fig. 5 vortex density is different at $t_1 = 0$ and $t_3 = 0.5P$ when the external currents are both temporarily zero. Generally speaking, we have a larger vortex density at $t_1 = 0$. Before t_1 , the sample just experiences the transition from the normal phase to the flux-flow state. Due to the non-adiabatic process, even at transient zero current, the vortex does not have sufficient time to be expelled from the sample, which leads to a higher vortex density.

The mechanism of the positive signals that emerge at lower ac amplitude is the same as that seen in the case of dc currents in Sec. III. As shown in the video Video-S2 in the supplemental material [39], for $I_{ac} = 0.002I_0$ at $H = 0.065H_{c2}$, in the first half-period ($+I$), the vortices can exit at the inner edge, while in the second half-period ($-I$), the vortices are locked inside the sample despite a finite Lorentz force. That is, in the first half-period, the sample enters the flux-flow state, while in the second half-period, the sample is still in the zero-resistance state, which yields the positive ratchet signals.

The effect of ac frequency on the ratchet signal is also studied. Without the loss of generality, the magnetic field was set to $H = 0.065H_{c2}$. Fig. 4(b) shows the mean voltage at various frequencies. The ratchet signals are more pronounced at low frequencies. With increasing frequency, both negative and positive signals decrease, and gradually disappear at high frequencies. A video for vortex behavior at the same field and ac amplitude but at a higher ac frequency $f = 400$ MHz is provided in Video-S3 in the supplemental material [39]. At a high frequency, the ac current period is so short that the vortices could not cross the ring during both the first and second half-period, and can only oscillate inside the superconductor. In this case, the vortex oscillation generates subtle difference in the voltages for two opposite current directions,

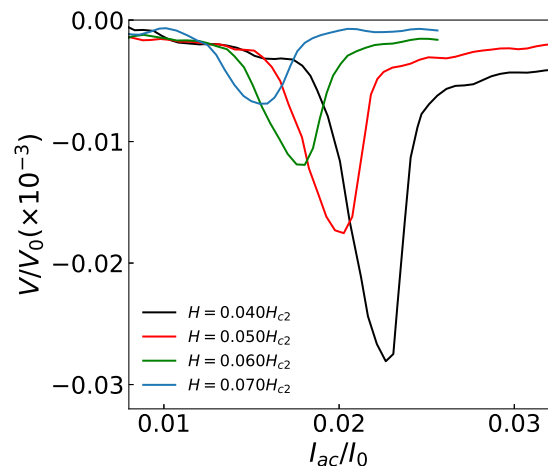


FIG. 6. Mean dc voltage as a function of the amplitude of applied ac current at various magnetic fields, for a superconducting ring with larger width. The frequency of the applied current was kept fixed at $f = 60$ MHz.

hence the ratchet effect is strongly suppressed.

We have also simulated the response to the ac current in a wider ring-shaped superconductor. Fig. 6 shows the ratchet voltage signal for a similar superconducting ring of size $r_{out} = 60\xi(0)$ and $r_{in} = 30\xi(0)$. Frequency of the applied ac current was kept at $f = 60$ MHz. With the increase of the ring width w , the reversal of the ratchet signal would vanish, consistent with the experimental observation in the S20 sample of [19]. The reason of the vanishing positive ratchet signal in a wider superconducting ring is that for large enough width, more than one vortex can be presented along the radial direction of the sample. Vortex-vortex interaction would not be negligible and the above picture for the single vortex potential in Sec. III B breaks down. Due to their repulsive interaction, vortices prefer to stay away from others, thus it is more difficult for the vortices to move to the inner edge (high vortex density) than towards the outer edge (dilute vortex density), which eventually results in the negative signal in all cases, excluding the possibility of the positive ratchet signal.

The ratchet effect in the pinning-free system with an asymmetric edge barrier here is stronger than those found in superconductors with asymmetric pinning potentials [14, 15]. In the latter case, the ratchet effects are generated by the difference in the velocities of vortices driven by opposite currents, in comparison with the former where the rectified signal is generated by the voltage difference between the flux-flow state and the zero-resistance state. As a consequence, the rectified voltage signal due to asymmetric pinning can be one or two orders magnitudes smaller than in case of asymmetric sample edge [14, 18, 19, 38].

It has been reported in the literature that a rough edge can affect vortex dynamics alone [26]. In this paper, the sample boundary is assumed to be perfect, *i.e.* without

local defects, so that we can focus exclusively on the effect of the asymmetric geometry on the ratchet signal. To confirm the present observation in experiments, we would suggest that both the clean superconducting ring with minimal edge roughness and the leads with very low dissipation should be fabricated to avoid unnecessary noise signals. On the other hand, a real sample always contains intrinsic, weak random pinning centers. However, the effects of this kind of pinning centers for the two opposite vortex motion currents are nearly the same, so the main picture proposed in this paper would not be affected.

Finally, as the signal reversal decreases with increasing sample width, it is also crucial that the ring width should be comparable to the vortex size in a finite range of temperature. With the ring width $w = 12\xi(0)$ used in this paper, the reversible ratchet effect phenomenon can be convincingly observed in the temperature range of $(0.75, 0.97)T_c$.

V. CONCLUSION

In summary, we systematically studied the ratchet effect in a narrow superconducting ring using TDGL equations. The dc voltages in the presence of external dc currents at various magnetic fields were calculated first. We found a reversible ratchet effect using dc currents of opposite directions. The superconducting diode effect is also observed. Strong negative ratchet signals are found in the high current regime in a wide range of magnetic fields. Surprisingly, at high fields, a positive ratchet signal appears in the low current regime. It is shown in numerical simulations that different critical currents for two polarities of the current are the origin of the observed positive ratchet signal. It is further revealed that this unusual phenomenon can be attributed to the asymmetric vortex potential due to the ring-shaped structure.

Rectified voltage signals are also found when applying ac currents to the system. We observed pronounced negative voltage signals in a broad range of external fields while the positive ratchet signals were also observed in the weak ac amplitude regime. Further investigations suggest that positive ratchet signals observed with ac and dc current share the same origin. It is also demonstrated that with increasing ac frequency and ring width, the unusual positive ratchet signals weaken and eventually vanish.

The pronounced ratchet signals observed in the pinning-free but geometrically asymmetric system are generated from the switch of various phases, namely zero-resistance phase, dissipative phase (flux-flow state), and the normal phase when the polarity of applied current is changed. Therefore, these signals are by default larger than those caused by the different vortex velocities within the same phase in systems with asymmetric pinning potentials. As a result, the large and reversible ratchet signal seen in our simulations should stimulate further experimental investigations and its use in superconducting circuits or devices, including superconducting diodes and single-photon detectors.

ACKNOWLEDGEMENTS We are grateful to G. Berdiyrov for useful suggestions and comments. Q.H.C. thanks Beiyi Zhu for helpful discussions during the early stage of this work. This work is supported in part by the National Key Research and Development Program of China (No.2017YFA0303002) (Q.H.C. and J.J.) and (2018YFA0209002) (Y.L.W.); and the National Natural Science Foundation of China (Nos. 11834005, 11674285, 61771235, and 61727805). Z.L.X. acknowledges support by the U. S. Department of Energy, Office of Science, Basic Energy Sciences, Materials Sciences and Engineering and the National Science Foundation under Grant No. DMR-1901843. F. M. Peeters and M. V. Milošević acknowledge support by the Research Foundation - Flanders (FWO).

-
- [1] C-S Lee, Boldizsar Janko, Imre Derenyi, and A-L Barabási. Reducing vortex density in superconductors using the ratchet effect?. *Nature*, 400(6742):337, 1999.
 - [2] JF Wambaugh, C Reichhardt, CJ Olson, F Marchesoni, and Franco Nori. Superconducting fluxon pumps and lenses. *Physical Review Letters*, 83(24):5106, 1999.
 - [3] CJ Olson, C Reichhardt, B Jankó, and Franco Nori. Collective interaction-driven ratchet for transporting flux quanta. *Physical review letters*, 87(17):177002, 2001.
 - [4] JE Villegas, Sergey Savel'ev, Franco Nori, EM Gonzalez, JV Anguita, R Garcia, and JL Vicent. A superconducting reversible rectifier that controls the motion of magnetic flux quanta. *Science*, 302(5648):1188–1191, 2003.
 - [5] VK Vlasko-Vlasov, F Colauto, Alexandre I Buzdin, D Rosenmann, T Benseman, and W-K Kwok. Magnetic gates and guides for superconducting vortices. *Physical Review B*, 95(14):144504, 2017.
 - [6] BY Zhu, F Marchesoni, and Franco Nori. Controlling the motion of magnetic flux quanta. *Physical review letters*, 92(18):180602, 2004.
 - [7] Ivan S Veshchunov, William Magrini, SV Mironov, AG Godin, J-B Trebbia, Alexandre I Buzdin, Ph Tamarat, and B Lounis. Optical manipulation of single flux quanta. *Nature communications*, 7:12801, 2016.
 - [8] F Qin, W Shi, T Ideue, M Yoshida, A Zak, Reshef Tenne, T Kikitsu, D Inoue, D Hashizume, and Y Iwasa. Superconductivity in a chiral nanotube. *Nature communications*, 8(1):1–6, 2017.
 - [9] Kenji Yasuda, Hironori Yasuda, Tian Liang, Ryutaro Yoshimi, Atsushi Tsukazaki, Kei S Takahashi, Naoto Nagaosa, Masashi Kawasaki, and Yoshinori Tokura. Nonreciprocal charge transport at topological insulator/superconductor interface. *Nature communications*, 10(1):1–6, 2019.
 - [10] Ryohei Wakatsuki, Yu Saito, Shintaro Hoshino, Yuki M Itahashi, Toshiya Ideue, Motohiko Ezawa, Yoshihiro

- Iwasa, and Naoto Nagaosa. Nonreciprocal charge transport in noncentrosymmetric superconductors. *Science advances*, 3(4):e1602390, 2017.
- [11] Fuyuki Ando, Yuta Miyasaka, Tian Li, Jun Ishizuka, Tomonori Arakawa, Yoichi Shiota, Takahiro Moriyama, Youichi Yanase, and Teruo Ono. Observation of superconducting diode effect. *Nature*, 584(7821):373–376, 2020.
- [12] Víctor Rouco, Anna Palau, Carlos Monton, Nuria Del-Valle, C Navau, A Sanchez, Xavier Obradors, and T Puig. Geometrically controlled ratchet effect with collective vortex motion. *New Journal of Physics*, 17(7):073022, 2015.
- [13] BY Zhu, F Marchesoni, VV Moshchalkov, and Franco Nori. Controllable step motors and rectifiers of magnetic flux quanta using periodic arrays of asymmetric pinning defects. *Physical Review B*, 68(1):014514, 2003.
- [14] O-A Adami, ŽL Jelić, Cun Xue, Mahmoud Abdel-Hafiez, Benoit Hackens, Victor V Moshchalkov, MV Milošević, Joris Van de Vondel, and AV Silhanek. Onset, evolution, and magnetic braking of vortex lattice instabilities in nanostructured superconducting films. *Physical Review B*, 92(13):134506, 2015.
- [15] Charles Reichhardt, Dipanjan Ray, and CJ Olson Reichhardt. Reversible ratchet effects for vortices in conformal pinning arrays. *Physical Review B*, 91(18):184502, 2015.
- [16] Charles Reichhardt and CJ Olson Reichhardt. Transverse ac-driven and geometric ratchet effects for vortices in conformal crystal pinning arrays. *Physical Review B*, 93(6):064508, 2016.
- [17] CJ Olson Reichhardt, YL Wang, ZL Xiao, WK Kwok, Dipanjan Ray, C Reichhardt, and B Jankó. Pinning, flux diodes and ratchets for vortices interacting with conformal pinning arrays. *Physica C: Superconductivity and its Applications*, 533:148–153, 2017.
- [18] Jiangdong Ji, Jie Yuan, Ge He, Biaobing Jin, Beiyi Zhu, Xiangdong Kong, Xiaoqing Jia, Lin Kang, Kui Jin, and Peiheng Wu. Vortex ratchet effects in a superconducting asymmetric ring-shaped device. *Applied Physics Letters*, 109(24):242601, 2016.
- [19] Jiangdong Ji, Xingyu Jiang, Jie Yuan, Ge He, Biaobing Jin, Beiyi Zhu, Xiangdong Kong, Xiaoqing Jia, Lin Kang, Weiwei Xu, et al. Ratchet effects in superconducting ring-shaped devices. *Superconductor Science and Technology*, 30(10):105003, 2017.
- [20] GR Berdiyrov, MV Milošević, and FM Peeters. Spatially dependent sensitivity of superconducting meanders as single-photon detectors. *Applied Physics Letters*, 100(26):262603, 2012.
- [21] HL Hortensius, EFC Driessen, TM Klapwijk, KK Berggren, and JR Clem. Critical-current reduction in thin superconducting wires due to current crowding. *Applied Physics Letters*, 100(18):182602, 2012.
- [22] Nele Schildermans, AB Koltun, Robbe Salenbien, VI Marconi, AV Silhanek, and VV Moshchalkov. Voltage rectification effects in mesoscopic superconducting triangles: Experiment and modeling. *Physical review b*, 76(22):224501, 2007.
- [23] O-A Adami, Dorin Cerbu, Damien Cabosart, Maycon Motta, Johan Cuppens, Wilson Aires Ortiz, VV Moshchalkov, Benoît Hackens, Romain Delamare, Joris Van de Vondel, et al. Current crowding effects in superconducting corner-shaped al microstrips. *Applied Physics Letters*, 102(5):052603, 2013.
- [24] DY Vodolazov and FM Peeters. Superconducting rectifier based on the asymmetric surface barrier effect. *Physical Review B*, 72(17):172508, 2005.
- [25] GR Berdiyrov, MV Milošević, and FM Peeters. Vortices induced in a superconducting loop by asymmetric kinetic inductance and their detection in transport measurements. *Physical Review B*, 81(14):144511, 2010.
- [26] Dorin Cerbu, VN Gladilin, Johan Cuppens, Joachim Fritzsche, Jacques Tempere, JT Devreese, VV Moshchalkov, AV Silhanek, and Joris Van de Vondel. Vortex ratchet induced by controlled edge roughness. *New Journal of Physics*, 15(6):063022, 2013.
- [27] Dorri Halbertal, Jo Cuppens, M Ben Shalom, Lior Embon, Nitzan Shadmi, Yonathan Anahory, HR Naren, Jayanta Sarkar, Aviram Uri, Yuval Ronen, et al. Nanoscale thermal imaging of dissipation in quantum systems. *Nature*, 539(7629):407–410, 2016.
- [28] Peter K Day, Henry G LeDuc, Benjamin A Mazin, Anastasios Vayonakis, and Jonas Zmuidzinas. A broadband superconducting detector suitable for use in large arrays. *Nature*, 425(6960):817, 2003.
- [29] Martin Mittendorff, Stephan Winnerl, Josef Kamann, Jonathan Eroms, Dieter Weiss, Harald Schneider, and Manfred Helm. Ultrafast graphene-based broadband thz detector. *Applied Physics Letters*, 103(2):021113, 2013.
- [30] GR Berdiyrov, XH Chao, FM Peeters, HB Wang, VV Moshchalkov, and BY Zhu. Magnetoresistance oscillations in superconducting strips: a ginzburg-landau study. *Physical Review B*, 86(22):224504, 2012.
- [31] GR Berdiyrov, MV Milošević, ML Latimer, ZL Xiao, WK Kwok, and FM Peeters. Large magnetoresistance oscillations in mesoscopic superconductors due to current-excited moving vortices. *Physical review letters*, 109(5):057004, 2012.
- [32] John M Blatt and Colin J Thompson. Shape resonances in superconducting thin films. *Physical Review Letters*, 10(8):332, 1963.
- [33] N. Giordano. Evidence for macroscopic quantum tunneling in one-dimensional superconductors. *Phys. Rev. Lett.*, 61:2137–2140, Oct 1988.
- [34] J. S. Langer and Vinay Ambegaokar. Intrinsic resistive transition in narrow superconducting channels. *Phys. Rev.*, 164:498–510, Dec 1967.
- [35] D. E. McCumber and B. I. Halperin. Time scale of intrinsic resistive fluctuations in thin superconducting wires. *Phys. Rev. B*, 1:1054–1070, Feb 1970.
- [36] A. Johansson, G. Sambandamurthy, D. Shahar, N. Jacobson, and R. Tenne. Nanowire acting as a superconducting quantum interference device. *Phys. Rev. Lett.*, 95:116805, Sep 2005.
- [37] Ahmed Kenawy, Wim Magnus, Milorad V Milošević, and Bart Sorée. Electronically tunable quantum phase slips in voltage-biased superconducting rings as a base for phase-slip flux qubits. *Superconductor Science and Technology*, 33(12):125002, 2020.
- [38] Tian-Chiuan Wu, Lance Horng, and Jong-Ching Wu. Special pinning phenomena in arrays of defects with gradient spatial distributions on niobium film. *Journal of Applied Physics*, 117(17):17A728, 2015.
- [39] Supplemental material.
- [40] Karl-Heinz Bennemann and John B Ketterson. *Superconductivity: Volume 1: Conventional and Unconventional Superconductors Volume 2: Novel Superconductors*. Springer Science & Business Media, 2008.

- [41] Ryuzo Kato, Yoshihisa Enomoto, and Sadamichi Maekawa. Effects of the surface boundary on the magnetization process in type-II superconductors. *Phys. Rev. B*, 47:8016–8024, Apr 1993.
- [42] T Winiecki and CS Adams. A fast semi-implicit finite-difference method for the TDGL equations. *Journal of Computational Physics*, 179(1):127–139, 2002.
- [43] Rosa Córdoba, Pablo Orus, Željko L Jelić, Javier Sesé, Manuel Ricardo Ibarra, Isabel Guillaumon, Sebastián Vieira, Juan José Palacios, Hermann Suderow, Milorad V Milosević, et al. Long-range vortex transfer in superconducting nanowires. *Scientific reports*, 9(1):1–10, 2019.
- [44] Yong-Lei Wang, Andreas Glatz, Gregory J Kimmel, Igor S Aranson, Laxman R Thoutam, Zhi-Li Xiao, Golibjon R Berdiyrov, François M Peeters, George W Crabtree, and Wai-Kwong Kwok. Parallel magnetic field suppresses dissipation in superconducting nanostrips. *Proceedings of the National Academy of Sciences*, 114(48):E10274–E10280, 2017.
- [45] D. Y. Vodolazov, F. M. Peeters, M. Morelle, and V. V. Moshchalkov. Masking effect of heat dissipation on the current-voltage characteristics of a mesoscopic superconducting sample with leads. *Phys. Rev. B*, 71:184502, May 2005.
- [46] Tyler Morgan-Wall, Benjamin Leith, Nikolaus Hartman, Atikur Rahman, and Nina Marković. Measurement of critical currents of superconducting aluminum nanowires in external magnetic fields: evidence for a weber blockade. *Physical Review Letters*, 114(7):077002, 2015.
- [47] David Pekker, Gil Refael, and Paul M Goldbart. Weber blockade theory of magnetoresistance oscillations in superconducting strips. *Physical Review Letters*, 107(1):017002, 2011.
- [48] GM Maksimova. Mixed state and critical current in narrow semiconducting films. *Physics of the Solid State*, 40(10):1607–1610, 1998.
- [49] KK Likharev. The formation of a mixed state in planar semiconductor films. *Radiophysics and Quantum Electronics*, 14(6):722–727, 1971.
- [50] VG Kogan, John R Clem, and RG Mints. Properties of mesoscopic superconducting thin-film rings: London approach. *Physical Review B*, 69(6):064516, 2004.
- [51] JR Kirtley, CC Tsuei, VG Kogan, JR Clem, H Raffy, and ZZ Li. Fluxoid dynamics in superconducting thin film rings. *Physical Review B*, 68(21):214505, 2003.
- [52] Gheorghe Stan, Stuart B Field, and John M Martinis. Critical field for complete vortex expulsion from narrow superconducting strips. *Physical review letters*, 92(9):097003, 2004.
- [53] P Sánchez-Lotero and JJ Palacios. Critical fields for vortex expulsion from narrow superconducting strips. *Physical Review B*, 75(21):214505, 2007.