

Quench dynamics of an ultracold Fermi gas in the BCS regime: Spectral properties and confinement-induced breakdown of the Higgs mode

S. Hannibal,¹ P. Kettmann,¹ M. D. Croitoru,² A. Vagov,³ V. M. Axt,³ and T. Kuhn¹

¹*Institut für Festkörperteorie, Westfälische Wilhelms-Universität Münster, 48149 Münster, Germany*

²*Departement Fysica, Universiteit Antwerpen, 2020 Antwerpen, Belgium*

³*Theoretische Physik III, Universität Bayreuth, 95440 Bayreuth, Germany*

(Received 8 December 2014; published 24 April 2015)

The Higgs amplitude mode of the order parameter of an ultracold confined Fermi gas in the BCS regime after a quench of the coupling constant is analyzed theoretically. A characteristic feature is a damped oscillation which at a certain transition time changes into a rather irregular dynamics. We compare the numerical solution of the full set of nonlinear equations of motion for the normal and anomalous Bogoliubov quasiparticle excitations with a linearized approximation. In doing so the transition time as well as the difference between resonant systems, i.e., systems where the Fermi energy is close to a sub-band minimum, and off-resonant systems can be well understood and traced back to the system and geometry parameters.

DOI: [10.1103/PhysRevA.91.043630](https://doi.org/10.1103/PhysRevA.91.043630)

PACS number(s): 67.85.Lm, 67.85.De

I. INTRODUCTION

Ultracold Fermi gases have been the subject of many experimental and theoretical studies during recent years (see, e.g., [1–5]). They provide a unique system to study key concepts of condensed-matter theory. This is because in these systems many parameters such as the particle density, the Fermi energy, the confinement potential, or the interaction strength between the Fermions, which in a solid-state system are typically fixed quantities, can be externally controlled in a wide range [6]. In particular, magnetic-field Feshbach resonances provide the means for controlling the interaction strength between fermions by varying an external magnetic field. The tunability of the *s*-wave scattering length, which is the dominant interaction channel, makes ultracold Fermi gases ideal for exploring different regimes of interacting many-body systems in a single system. This includes the limiting regimes of weakly attracting fermions, which condense into Cooper pairs forming a Bardeen-Cooper-Schrieffer (BCS) phase below a certain temperature T_C , and repulsive dimers formed by two fermions, which can undergo a Bose-Einstein condensation (BEC). These two limiting regimes are separated by the strongly interacting BCS-BEC crossover regime where the scattering length diverges and the system exhibits unitary properties [7].

In addition to the variable interaction strength, ultracold atomic gases offer a unique opportunity to explore the influence of a confinement on the pairing correlations, because dimensionality and confinement can be precisely controlled by tuning external parameters [1,8–10]. Varying the confinement, which is often well approximated by a harmonic confinement potential, allows one to access new degrees of freedom. Restricting the Fermi gases to quasilow dimensionality may, e.g., offer the possibility for an experimental evidence of unconventional phases, like the Fulde-Ferrell-Larkin-Ovchinnikov state [11–16]. Moreover it may help to study and get experimental insight into shape resonances, theoretically predicted for quasi-low-dimensional conventional superconductors [17]. In [9] the first quantitative measurements of the transition from two-dimensional (2D) to quasi-2D and three-dimensional behavior in a weakly interacting Fermi gas have been reported.

At low atom numbers, the shell structure associated with the filling of individual transverse oscillator states has been observed. On the theoretical side the ground-state properties of a ${}^6\text{Li}$ gas confined in a cigar-shaped laser trap have been investigated predicting size-dependent resonances of the superfluid gap [10], similar to the case of superconducting nanowires [17], yielding an atypical BCS-BEC crossover.

An important effort is now devoted to the exploration of the out-of-equilibrium behavior of trapped ultracold atomic Fermi gases and, in particular, to the determination of their dynamical properties. The dynamics has been studied in the normal as well as in the condensed phase, observing second sound [5] and soliton trains [3], and showing a low-frequency oscillation of the cloud after a change of the system confinement or optical excitation [18–22]. Furthermore, state-of-the-art technology allows one to change the coupling constant on such short time scales that it is possible to explore the regime where the many-body system is governed by a unitary evolution with nonequilibrium initial conditions. In ultracold atomic Fermi gases the dynamics may be initiated by readjusting the pairing interaction through switching an external magnetic field in the region of a Feshbach resonance (i.e., a quantum quench) or by a rapid change of the confinement potential of the trap [19]. Due to the small energies in the trapping potential the dynamics in the Fermi gases take place on a millisecond time scale. Therefore, in contrast to metallic superconductors, where subpicosecond excitations are required to achieve nonadiabatic dynamics [23], in atomic gases the nonadiabatic regime can be reached already by excitations in the submillisecond range.

Spontaneous symmetry breaking gives rise to collective modes of the order parameter which are classified into the Higgs amplitude mode, and the Goldstone mode, the latter corresponding to a phase oscillation of the gap [24–26]. The Higgs mode has been the subject of intensive theoretical and experimental [27–29] research efforts in the past. On the theoretical side the nonadiabatic temporal response of the order parameter to (quasi-) instantaneous perturbations has been studied. Different regimes of an oscillatory temporal

behavior of the pairing potential were theoretically predicted in homogeneous fermionic condensates [30–33]. It was shown that the amplitude of the order parameter oscillates without damping when the coupling constant is increased above a certain critical value [31]. On the other hand, the gap vanishes when the coupling constant is decreased below another critical value. In between these two limiting regimes the amplitude exhibits damped dephased oscillations and the system goes to a stationary steady state with a finite gap [31]. In extended systems the approach to a stationary state occurs in an oscillatory way with an inverse square-root decay in time of the amplitude of the oscillations [32]. This inverse square-root decay after a quench was also found for an inhomogeneous Fermi gas confined in a box with periodic boundary conditions in two dimensions and a harmonic confinement in the third dimension [34]. Using the time-dependent Bogoliubov-de Gennes equation a reduced mean value of the order parameter oscillation compared to the obtained equilibrium value of the order parameter has been found. Furthermore, in a two-dimensional pancake shaped Fermi gas a long-lived Higgs mode has been predicted assuming particle-hole symmetry around the Fermi surface [35]. For conventional bulk superconductors an evolution similar to the homogeneous case was predicted [23,36] where the nonadiabatic regime is reached by excitation with short, intense terahertz pulses. An experimental realization was reported in [37]. In contrast, in finite length superconducting nanowires a breakdown of the damped oscillation and a subsequently rather irregular dynamics have been predicted [38].

In this paper we present a theoretical analysis of the short-time BCS dynamics of a ${}^6\text{Li}$ gas confined in a cigar-shaped laser trap. The excitation is modeled by a sudden change of the interaction strength which can be achieved through a Feshbach resonance by an abrupt change of the external magnetic field [6]. Applying the well-known BCS theory in mean field approximation to ultracold Fermi gases we show that the change of the coupling strength induces a collective oscillation of the Bogoliubov quasiparticles close to the Fermi level. This results in a damped amplitude oscillation of the BCS gap, which corresponds to the Higgs mode [39]. Like in the case of confined BCS superconductors this oscillation breaks down after a certain time revealing rather chaotic dynamics afterwards. We explain these dynamics in terms of coupled harmonic oscillators which can be derived by linearizing the quasiparticle dynamics obtained from the Heisenberg equation of motion.

In doing so we first derive the quasiparticle equations of motion from the inhomogeneous Bogoliubov-de Gennes Hamiltonian (Sec. II) which, because of using the standard contact-type interaction, requires a proper regularization of the gap equation. Starting from the ground state calculated according to [10] we then calculate the dynamics of the superfluid gap after an instantaneous change of the coupling constant. The numerical results as well as their explanation follow in Sec. III, where we first discuss a rather small system and then proceed to a larger, experimentally more easily accessible system. Finally, in Sec. IV we summarize our results and give some concluding remarks.

II. THEORETICAL APPROACH

Our approach aims at describing the dynamics of the superfluid order parameter $\Delta(\mathbf{r}, t)$ of an ultracold ${}^6\text{Li}$ Fermi gas, confined in a cigar-shaped, axial symmetric harmonic trapping potential:

$$V_{\text{conf}}(x, y, z) = \frac{1}{2}m\omega_{\perp}^2(x^2 + y^2) + \frac{1}{2}m\omega_{\parallel}^2z^2. \quad (1)$$

Here, m is the mass of the ${}^6\text{Li}$ atoms and ω_{\perp} (ω_{\parallel}) is the confinement frequency in the x - y plane (z direction), respectively. Choosing $\omega_{\perp} \gg \omega_{\parallel}$ yields an elongated cigar-shaped trap where the oscillator length $l_{\alpha} = \sqrt{\hbar/(m\omega_{\alpha})}$ provides a measure of the system length. The eigenvalues

$$\varepsilon_m = \hbar\omega_{\perp}(m_x + m_y + 1) + \hbar\omega_{\parallel}(m_z + \frac{1}{2}) - E_F \quad (2)$$

are measured with respect to the Fermi energy E_F . The index m refers to the combination of quantum numbers m_x , m_y , and m_z . For this geometry the one-particle states form one-dimensional sub-bands, labeled by (m_x, m_y) [see Fig. 1(a)], while the states within each sub-band are labeled by m_z . Each sub-band has a constant one-particle density of states and thus the overall density of states exhibits finite jumps whenever a new sub-band appears.

We consider the gas to be composed of two spin states, \uparrow and \downarrow , and start from the inhomogeneous BCS Hamiltonian at $T = 0$ K. Within the Anderson approximation we then derive equations of motion for the corresponding Bogoliubov quasiparticle excitations.

A. Hamiltonian

The usual inhomogeneous BCS Hamiltonian for an effective BCS-type contact interaction reads [40]

$$H_{\text{BCS}} = \int [\Psi_{\uparrow}^{\dagger}(\mathbf{r})H\Psi_{\uparrow}(\mathbf{r}) + \Psi_{\downarrow}^{\dagger}(\mathbf{r})H\Psi_{\downarrow}(\mathbf{r})] d^3r - g \int \Psi_{\uparrow}^{\dagger}(\mathbf{r})\Psi_{\downarrow}^{\dagger}(\mathbf{r})\Psi_{\downarrow}(\mathbf{r})\Psi_{\uparrow}(\mathbf{r}) d^3r, \quad (3)$$

where $\Psi_{\uparrow}(\mathbf{r})$ and $\Psi_{\downarrow}(\mathbf{r})$ are the field operators for up and down spin, respectively; $H = p^2/2m + V_{\text{conf}} - E_F$ is the one-particle Hamiltonian; and g is the coupling constant of the contact interaction $V(\mathbf{r}) = -g\delta(\mathbf{r})$. In the limit of low temperatures the main contribution to the interaction between two fermionic atoms in different internal spin states is given by scattering processes at low momentum. The description of those can be replaced by the widely known pseudopotential only depending on the scattering length a [1], which yields $g = -\frac{4\pi\hbar^2a}{m}$.

A BCS-like mean field expansion in terms of anomalous expectation values and a particle-hole transformation, leaving spin-up operators unchanged, $\Psi_{\uparrow}^{\dagger} = \Phi_{\uparrow}^{\dagger}$, while interchanging spin-down ones, $\Psi_{\downarrow}^{\dagger} = \Phi_{\downarrow}$, leads to the Bogoliubov-de Gennes (BdG) Hamiltonian [41]:

$$H_{\text{BdG}} = \int \Phi_{\uparrow}^{\dagger}(\mathbf{r})H\Phi_{\uparrow}(\mathbf{r}) d^3r - \int \Phi_{\downarrow}^{\dagger}(\mathbf{r})H\Phi_{\downarrow}(\mathbf{r}) d^3r + \int (\Delta(\mathbf{r})\Phi_{\uparrow}^{\dagger}(\mathbf{r})\Phi_{\downarrow}(\mathbf{r}) + \Delta^*(\mathbf{r})\Phi_{\downarrow}^{\dagger}(\mathbf{r})\Phi_{\uparrow}(\mathbf{r})) d^3r, \quad (4)$$

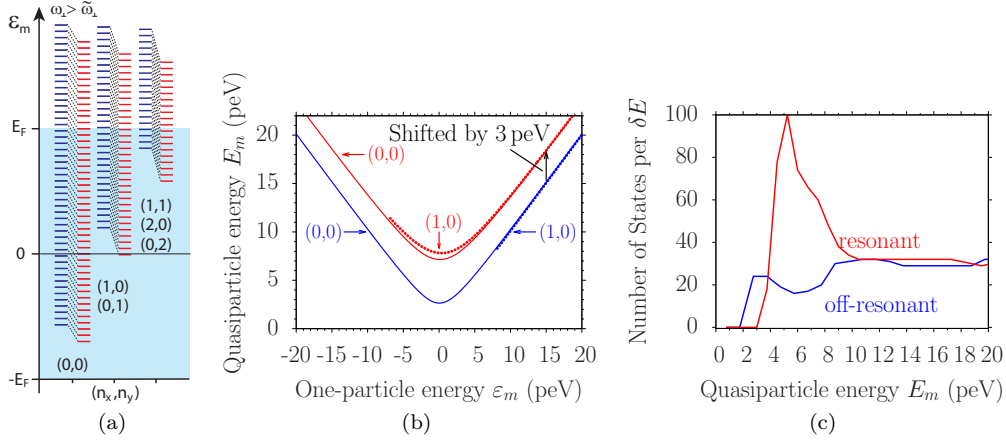


FIG. 1. (Color online) One-particle and quasiparticle properties of a resonant system ($\tilde{\omega}_\perp$, red) and an off-resonant system (ω_\perp , blue). (a) Schematic one-particle states for two differently sized systems (i.e., different ω_\perp). (b) Quasiparticle energy vs one-particle energy: solid lines, sub-band (0,0); dashed lines, sub-bands (1,0), (0,1) (higher sub-bands are not visible); sub-bands of the resonant system are shifted up by 3 peV for better visibility. (c) Quasiparticle density of states.

where

$$\Delta(\mathbf{r}) = -g \langle \Psi_\downarrow(\mathbf{r}) \Psi_\uparrow(\mathbf{r}) \rangle = -g \langle \Phi_\downarrow^\dagger(\mathbf{r}) \Phi_\uparrow(\mathbf{r}) \rangle \quad (5)$$

is the BCS order parameter. From Eq. (4) it becomes apparent that the corresponding eigenvalue equation can be written as the one-particle Bogoliubov-de Gennes equation:

$$\begin{pmatrix} H & \Delta(\mathbf{r}) \\ \Delta^*(\mathbf{r}) & -H^* \end{pmatrix} \begin{pmatrix} u_M(\mathbf{r}) \\ v_M(\mathbf{r}) \end{pmatrix} = E_M \begin{pmatrix} u_M(\mathbf{r}) \\ v_M(\mathbf{r}) \end{pmatrix}. \quad (6)$$

H_{BdG} can thus be diagonalized by Bogoliubov's transformation, using the eigenfunctions $u_M(\mathbf{r})$ and $v_M(\mathbf{r})$. This introduces noninteracting quasiparticles with energy E_M obeying fermionic commutation relations with the corresponding creation operator:

$$\gamma_M^\dagger = \int [u_M(\mathbf{r}) \Phi_\uparrow^\dagger(\mathbf{r}) + v_M(\mathbf{r}) \Phi_\downarrow^\dagger(\mathbf{r})] d^3r. \quad (7)$$

The spectrum of the BdG equation is symmetric with respect to the Fermi energy and thus the eigenstates of the BdG equation occur in pairs. Labeling $M \rightarrow m, \alpha$ for states $E_M > 0$ and $M \rightarrow m, \beta$ for $E_M < 0$, respectively, one finds the relations $u_{m,\beta} = -v_{m,\alpha}^*$ and $v_{m,\beta} = u_{m,\alpha}^*$ for the eigenstates. Therefore, all quantities can be expressed solely using the α state wave functions [41]. In the following we omit the α, β index of the eigenfunctions while they are still necessary for the quasiparticle operators. Hereafter—in the case of the eigenfunctions—the index m refers to the α states. For our further calculations it is convenient to transform to the excitation picture ($\alpha \rightarrow a, \beta \rightarrow b$) with $\gamma_{m\alpha} = \gamma_{ma}$ and $\gamma_{m\beta} = \gamma_{mb}^\dagger$, where all quasiparticle excitations vanish in the ground state. We can rewrite the order parameter in the basis given by the eigenfunctions, where it reads

$$\begin{aligned} \Delta(\mathbf{r}, t) = & -g \sum_{m,n} v_m^*(\mathbf{r}) u_n(\mathbf{r}) \langle \gamma_{ma}^\dagger \gamma_{na} \rangle + u_m(\mathbf{r}) u_n(\mathbf{r}) \langle \gamma_{mb} \gamma_{na} \rangle \\ & - v_m^*(\mathbf{r}) v_n^*(\mathbf{r}) \langle \gamma_{ma}^\dagger \gamma_{nb}^\dagger \rangle + u_m(\mathbf{r}) v_n^*(\mathbf{r}) \langle \gamma_{nb}^\dagger \gamma_{mb} \rangle - \delta_{mn}. \end{aligned} \quad (8)$$

This yields the well-known result for the ground-state order parameter:

$$\Delta_{\text{GS}}(\mathbf{r}) = g \sum_m u_m(\mathbf{r}) v_m^*(\mathbf{r}), \quad (9)$$

which has to be solved self-consistently with Eq. (6) [40]. Focusing on the underlying physics, we exploit the Anderson approximation (AA) [42], choosing the BdG wave functions $u_m(\mathbf{r})$ and $v_m(\mathbf{r})$ proportional to the one-particle wave functions of the confinement potential $\varphi_m(\mathbf{r})$, i.e.,

$$u_m(\mathbf{r}) = u_m \varphi_m(\mathbf{r}) \quad \text{and} \quad v_m(\mathbf{r}) = v_m \varphi_m(\mathbf{r}). \quad (10)$$

Here the amplitudes of the BdG wave functions u_m, v_m are obtained from the BdG Eq. (6) and read

$$u_m = \sqrt{\frac{1}{2} \left(1 + \frac{\epsilon_m}{E_m} \right)}, \quad v_m = \sqrt{\frac{1}{2} \left(1 - \frac{\epsilon_m}{E_m} \right)} \quad (11)$$

with the quasiparticle energies given by

$$E_m = \sqrt{\epsilon_m^2 + \Delta_m^2} \quad (12)$$

and the one-particle energies ϵ_m given by Eq. (2). Applying the Anderson approximation to Eq. (6) additionally yields $\Delta_{mn} = \langle m | \Delta(\mathbf{r}) | n \rangle = \Delta_m \delta_{mn}$, where $|m\rangle$ are the one-particle eigenfunctions. The Anderson approximation has been tested in several nanostructured geometries and no qualitative deviations have been found [43]. It is applied to all our calculations.

From Eqs. (6) and (9) we obtain the well-known BCS-like self-consistency equation, also referred to as the gap equation. The ground-state order parameter in the state $|m\rangle$ is given by

$$\Delta_m = - \sum_{m'} V_{mm'} \frac{\Delta_{m'}}{2E_{m'}}. \quad (13)$$

Here $V_{mm'}$ is the interaction matrix element:

$$V_{mm'} = -g \int |\varphi_m(\mathbf{r})|^2 |\varphi_{m'}(\mathbf{r})|^2 d^3r, \quad (14)$$

which exhibits maxima for states at the sub-band minimum (i.e., states with low m_z).

The contact interaction used here leads to a well-known ultraviolet divergence in the summation over all states, i.e., in Eq. (13), which can be regularized by applying a scattering length regularization [1]. This has been established for the homogeneous gap equation and subsequently extended to the inhomogeneous gap equation (13), where [44] gives a careful derivation for confined systems. However, [10,45] state that a much simpler regularization is sufficient since the results are not sensitive to the details of the method used. The corresponding regularized gap equation reads

$$\Delta_m = -\frac{1}{2} \sum_{m'} V_{mm'} \Delta_{m'} \left(\frac{1}{E_{m'}} - \frac{1}{\varepsilon_{m'} + E_F} \right), \quad (15)$$

which can be rewritten as a multiplication by a factor

$$\chi_{m'} = \left(1 - \frac{E_{m'}}{\varepsilon_{m'} + E_F} \right). \quad (16)$$

Thus, each quasiparticle state m' is weighted by a factor $\chi_{m'}$. In order to extend this in a consistent manner to the nonequilibrium case, in which Δ deviates from its ground-state value Δ_{GS} and is determined by the full Eq. (8), the same procedure has to be applied to the nonequilibrium version of Eq. (15) as will be discussed below [see Eq. (27)] [46].

Figure 1(b) shows the dependence of the quasiparticle energies E_m on the one-particle energies ε_m . For all sub-bands crossing the Fermi energy, finite minima of the quasiparticle energy evolve at $\varepsilon = 0$. Sub-bands with the minimum close to the Fermi energy (i.e., $\varepsilon_{m_x, m_y, m_z=0} \approx 0$) exhibit a larger Δ_m due to the larger interaction matrix elements $V_{mm'}$. This leads to a rather shallow paraboliclike minimum in these sub-bands and, thus, to a maximum in the corresponding density of states [see Fig. 1(c)]. Sub-bands showing this feature will be called resonant in the following and systems in which such a sub-band exists are referred to as resonant systems. The behavior can be compared to the well-known parabolic-like dispersion relation in the homogeneous BCS theory with $\Delta = \text{const}$. A similar behavior has also been obtained for nanostructured superconducting systems [47]. Overall the density of states combined with the interaction matrix $V_{mm'}$ leads to the quantum size oscillations of the order parameter upon changing the lateral size of the system (i.e., ω_\perp) found in [10].

B. Dynamics

In this paper we consider an excitation of the Fermi gas by a quantum quench, here a sudden change of the coupling constant $\tilde{g} \rightarrow g$. Since in the region of a Feshbach resonance the coupling constant strongly depends on an external magnetic field \mathbf{B} , this can be achieved experimentally by rapidly switching \mathbf{B} from an initial value \mathbf{B}_i to a final value \mathbf{B}_f . We assume that this switching process occurs on a time scale much faster than the characteristic time scale of the order-parameter dynamics, such that the excitation can be taken to be instantaneous. This assumption is realistic since fast linear magnetic ramps with rates of 240 G/ms are experimentally available [48] while the time scale of the gap

dynamics is of the order of $\tau_\Delta \approx \hbar/\Delta_{GS} \sim 1$ ms [30]. The excitations considered in this paper require a shift in the magnetic field of a few gauss, which indeed can be assumed to be instantaneous on the typical ms time scale in ultracold Fermi gases. In this case during the switching of the magnetic field the state of the system remains unchanged.

As usual, the dynamics of a quantum-mechanical system can be described in different basis systems, which from a mathematical point of view are all equivalent. In our case, to calculate the dynamics of the order parameter after a quench from the *initial* system $[\tilde{u}_m(\mathbf{r}), \tilde{v}_m(\mathbf{r}), \tilde{g}]$ to the *final* system $[u_m(\mathbf{r}), v_m(\mathbf{r}), g]$ we choose a time-independent basis rather than remaining in the diagonal basis. For convenience we take the basis corresponding to the eigenstates of the system after the switching, i.e., to the coupling constant g . All our calculations are thus carried out in the basis $u_m(\mathbf{r}), v_m(\mathbf{r})$.

The initial state, which is characterized by the ground-state order parameter $\tilde{\Delta}_{GS}(\mathbf{r})$, corresponding to the coupling constant \tilde{g} and the basis functions $\tilde{u}_m(\mathbf{r}), \tilde{v}_m(\mathbf{r})$, has to be expressed in terms of the basis $u_m(\mathbf{r}), v_m(\mathbf{r})$, which in particular gives rise to nonvanishing quasiparticle excitations in this basis. Since the confinement potential is unchanged, also the corresponding one-particle wave functions $\varphi_m(\mathbf{r})$ remain unchanged. According to Eq. (10), in the present case only the BdG amplitudes u_m and v_m change while the spatial shapes of $u_m(\mathbf{r})$ and $v_m(\mathbf{r})$ remain unchanged. Therefore, all orthogonality relations are preserved and only diagonal quasiparticles are populated. For the initial values of the normal and anomalous expectation values, respectively, one finds

$$\langle \gamma_{ma}^\dagger \gamma_{ma} \rangle|_{t=0} = (v_m \tilde{u}_m - u_m \tilde{v}_m)^2, \quad (17)$$

$$\langle \gamma_{ma}^\dagger \gamma_{mb}^\dagger \rangle|_{t=0} = (v_m \tilde{u}_m - u_m \tilde{v}_m)(v_m \tilde{v}_m + u_m \tilde{u}_m). \quad (18)$$

However, the field operators and the particle density of the cloud remain unchanged during the quench. According to Eq. (5) this yields for the gap in the excited system at $t = 0$

$$\Delta(\mathbf{r})|_{t=0} = \frac{g}{\tilde{g}} \tilde{\Delta}_{GS}(\mathbf{r}). \quad (19)$$

In addition

$$\langle \gamma_{ma}^\dagger \gamma_{ma} \rangle = \langle \gamma_{mb}^\dagger \gamma_{mb} \rangle, \quad \langle \gamma_{mb} \gamma_{ma} \rangle = \langle \gamma_{ma}^\dagger \gamma_{mb}^\dagger \rangle^* \quad (20)$$

holds for all times $t \geq 0$.

Since the instantaneous order parameter $\Delta(t)$ deviates from the ground-state value of the final system Δ_{GS} , the Hamiltonian in the basis $u_m(\mathbf{r}), v_m(\mathbf{r})$ becomes nondiagonal depending on the difference $[\Delta(t) - \Delta_{GS}]$. It thus becomes explicitly time dependent according to

$$\begin{aligned} H_{\text{BdG}} &= \sum_m E_{ma} \gamma_{ma}^\dagger \gamma_{ma} - E_{mb} (1 - \gamma_{mb}^\dagger \gamma_{mb}) \\ &+ \sum_{m,n} [(\Delta - \Delta_{GS})_{u_n^* v_n} + (\Delta^* - \Delta_{GS}^*)_{v_m^* u_m}] \gamma_{ma}^\dagger \gamma_{nb} \\ &+ \sum_{m,n} [(\Delta - \Delta_{GS})_{u_m^* u_n^*} - (\Delta^* - \Delta_{GS}^*)_{v_m^* v_n^*}] \gamma_{ma}^\dagger \gamma_{nb}^\dagger \end{aligned}$$

$$\begin{aligned}
 & - \sum_{m,n} [(\Delta - \Delta_{\text{GS}})_{v_m v_n} - (\Delta^* - \Delta_{\text{GS}}^*)_{u_m u_n}] \gamma_{mb} \gamma_{na} \\
 & - \sum_{m,n} [(\Delta - \Delta_{\text{GS}})_{v_m u_n^*} + (\Delta^* - \Delta_{\text{GS}}^*)_{u_m v_n^*}] (1 - \gamma_{mb}^\dagger \gamma_{nb}),
 \end{aligned} \quad (21)$$

with

$$\begin{aligned}
 (\Delta - \Delta_{\text{GS}})_{u_m^* v_n} &= \int u_m^*(\mathbf{r}) [\Delta(\mathbf{r}, t) - \Delta_{\text{GS}}(\mathbf{r})] v_n(\mathbf{r}) d^3 r \\
 &\stackrel{\text{AA}}{\equiv} (\Delta - \Delta_{\text{GS}})_m u_m v_n \delta_{mn}.
 \end{aligned} \quad (22)$$

Here, the Anderson approximation has been applied to the dynamical equations since the requirements hold for all time during dynamical calculations as proposed in [38]. This yields $(\Delta - \Delta_{\text{GS}})_{mn} \approx (\Delta - \Delta_{\text{GS}})_m \delta_{mn}$. According to Eq. (8) the time evolution of the system is thus described by the time-dependent quasiparticle expectation values. The corresponding equations of motion can be obtained via Heisenberg's equation of motion.

For the considered instantaneous change of the coupling constant only diagonal expectation values are excited. The required equations of motion read

$$i\hbar \frac{d}{dt} \langle \gamma_{ma}^\dagger \gamma_{ma} \rangle = a_m \langle \gamma_{ma}^\dagger \gamma_{mb}^\dagger \rangle^* - a_m^* \langle \gamma_{ma}^\dagger \gamma_{mb} \rangle, \quad (23)$$

$$i\hbar \frac{d}{dt} \langle \gamma_{ma}^\dagger \gamma_{mb}^\dagger \rangle = -2 E_m^{(\text{ren})} \langle \gamma_{ma}^\dagger \gamma_{mb}^\dagger \rangle + a_m (1 - 2 \langle \gamma_{ma}^\dagger \gamma_{ma} \rangle), \quad (24)$$

where

$$E_m^{(\text{ren})} = E_m + 2 u_m v_m \text{Re} [(\Delta - \Delta_{\text{GS}})_m], \quad (25)$$

$$a_m = v_m^2 (\Delta - \Delta_{\text{GS}})_m - u_m^2 (\Delta - \Delta_{\text{GS}})_m^*, \quad (26)$$

and

$$\begin{aligned}
 (\Delta - \Delta_{\text{GS}})_m &= - \sum_k [2 v_k u_k \langle \gamma_{ka}^\dagger \gamma_{ka} \rangle + u_k^2 \langle \gamma_{kb} \gamma_{ka} \rangle \\
 &\quad - v_k^2 \langle \gamma_{ka}^\dagger \gamma_{kb}^\dagger \rangle] V_{mk} \chi_k.
 \end{aligned} \quad (27)$$

In Eq. (27) again the regularization factor χ_k has been introduced. Equations (23)–(27) represent a finite set of coupled ordinary differential equations that we solve numerically.

It is interesting to note that the evolution of the anomalous expectation values [Eq. (24)] corresponds to a set of harmonic oscillators with energies approximately given by $2E_m$ [first term in Eq. (24)] while Eq. (23) as well as the second terms of Eqs. (24) and (25) contain nonlinear couplings to all other oscillators via the factor $(\Delta - \Delta_{\text{GS}})_m$, which vanishes when the order parameter agrees with its ground-state value. We will come back to this separation into linear and nonlinear terms in Sec. III B.

III. RESULTS

In the following the temporal evolution of the amplitude of the spatially averaged gap

$$\bar{\Delta} = \frac{1}{V} \int d^3 r \Delta(\mathbf{r}) \quad (28)$$

will be shown and analyzed for different system parameters. Here, the normalization volume V is set to $V = l_x l_y l_z$ with l_α being the oscillator length in the α direction [49].

In order to concentrate on the physics we will start our analysis by investigating a very small system: All the main features occurring in the dynamics of larger, experimentally accessible confinements arise in small systems, too, but with a strongly reduced degree of numerical complexity. Thus, the dynamics of the superfluid gap will at first be explained on the basis of small systems. The results for a larger system will be shown afterwards.

A. Full model, small system

An exemplary result for the gap dynamics after a quantum quench, obtained by changing the scattering length from $\tilde{a} = -140$ nm to $a = -135$ nm for a system with the confinement frequencies $f_\perp = \omega_\perp / 2\pi = 11.2$ kHz and $f_\parallel = \omega_\parallel / 2\pi = 240$ Hz, is shown in Fig. 2. The Fermi energy has been set to $E_F = 100 \hbar \omega_\parallel$ yielding $1/(k_F a) \approx -1$ according to [10]. As can be seen the amplitude of the gap shows an initial drop corresponding to the decreased coupling and thus decreased ground-state gap. Afterwards a smoothly damped oscillation of the gap occurs, which after a certain transition time t_c turns into an irregular, rather chaotic oscillation. Here t_c is defined as the time of the first deviation [50] from a smooth oscillation.

The inset of Fig. 2 suggests that this irregular oscillation after t_c is the result of a superposition of several frequencies.

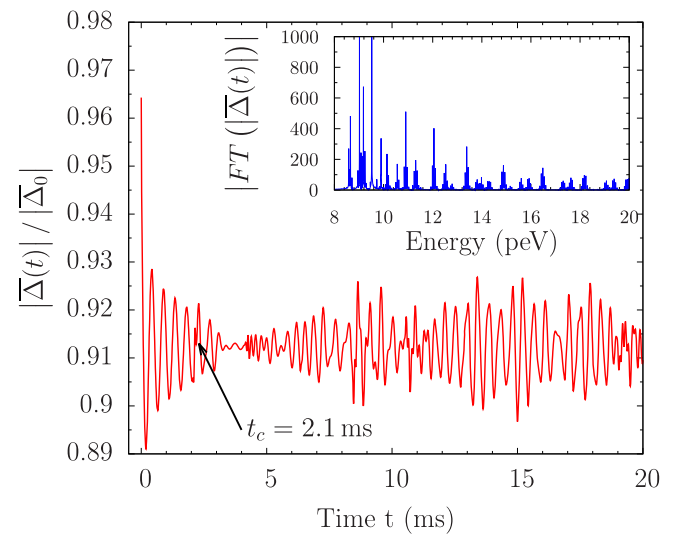


FIG. 2. (Color online) Dynamics of the spatially averaged gap after a sudden change of the scattering length from -140 to -135 nm (normalized to the spatially averaged ground-state gap of the system before the quench $|\bar{\Delta}_0|$). Inset: Fourier transform of the gap dynamics. The confinement frequencies are $f_\perp = 11.2$ kHz and $f_\parallel = 240$ Hz.

Here a segment of the Fourier spectrum of the gap dynamics is shown. The spectrum is composed of a series of sharp peaks in the range of 8.9 peV to about 30 peV, which can each be assigned to a corresponding quasiparticle state, i.e., $\hbar\omega_m \approx 2E_m$. The main peaks at the lower end of this series correspond to the frequency of the initial damped oscillation and to the dominant frequencies of the irregular dynamics afterwards. Their values are given by the quasiparticle energies closest to the Fermi level. These lie in the vicinity of a quasiparticle sub-band minimum. The corresponding frequencies are thus given by $\hbar\omega_m \approx 2\Delta(m_x, m_y, m_{\min})$, where m_{\min} is the z quantum number referring to the state with minimal quasiparticle energy, i.e., the state at the Fermi energy. The other peaks belong to higher quasiparticle states and decrease continuously with increasing energy.

While the qualitative picture of the gap dynamics is the same for all investigated systems, the quantitative values of the features mentioned above crucially depend on the system parameters. On the one hand the ground-state gap and thus the mean value of the oscillation and its frequency contributions strongly depend on the perpendicular confinement f_{\perp} (due to the size-dependent superfluid resonances [10]) and on the scattering length a . The transition time, on the other hand, increases with decreasing parallel confinement f_{\parallel} —i.e., with increasing system length—as can be seen in Fig. 3. Here the gap dynamics is shown for the same perpendicular

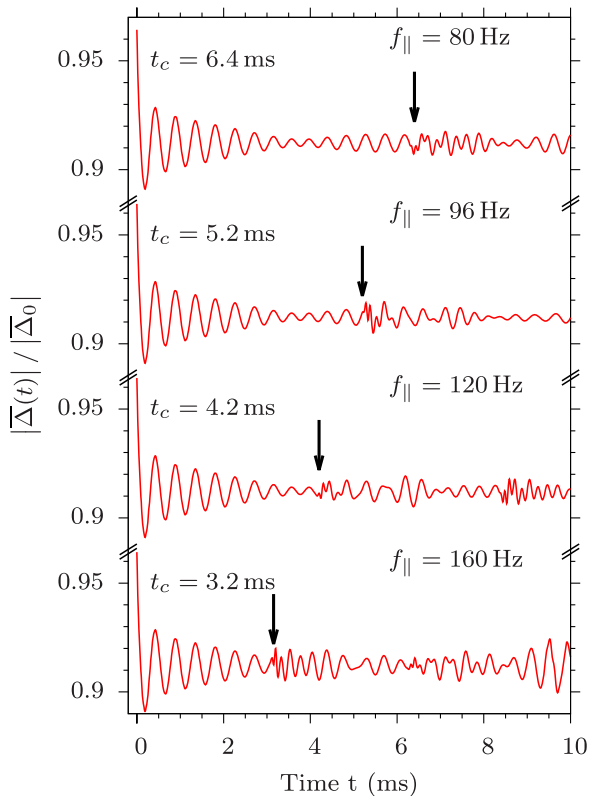


FIG. 3. (Color online) Dynamics of the spatially averaged gap (normalized to the spatially averaged ground-state gap of the system before the quench $|\bar{\Delta}_0|$) showing the change of the transition time (i.e., the time of the first deviation from a smooth oscillation) for a decreasing parallel confinement frequency (from bottom to top). The perpendicular confinement frequency is $f_{\perp} = 11.2$ kHz. The arrows mark the transition time t_c .

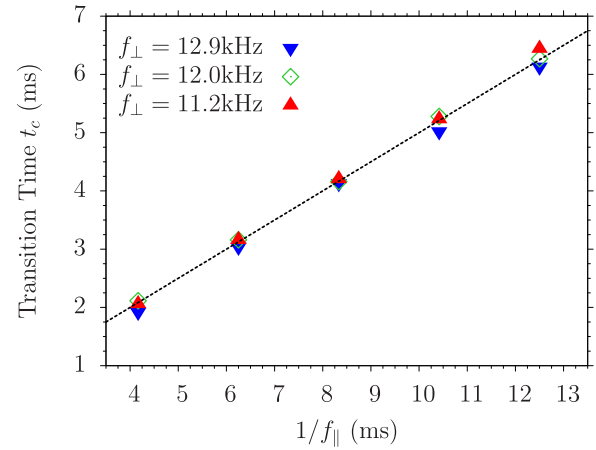


FIG. 4. (Color online) Transition times of three different perpendicular confinements in dependence of the inverse parallel confinement frequency $\frac{1}{f_{\parallel}} \sim l_z^2$ compared to the prediction from the linearized theory (dashed curve).

confinement and excitation as in Fig. 2 but for increasing system length, i.e., decreasing f_{\parallel} (from bottom to top). Figure 3 shows that the transition time t_c moves to larger times as the length of the system increases. In addition a revival of the oscillation can be seen for the two largest systems with $f_{\parallel} = 96$ and 80 Hz, which for smaller systems would occur after the breakdown.

A quantitative analysis of the transition time for different perpendicular confinements f_{\perp} over a wide range of parallel confinements is shown in Fig. 4. Here the transition time is plotted against the inverse parallel confinement frequency $\frac{1}{f_{\parallel}} \sim l_z^2$. One can see that t_c is independent of the size of the gas in the x - y plane, since the values for every f_{\perp} lie on the same curve. It is only influenced by the confinement in the z direction, where a linear dependence on $\frac{1}{f_{\parallel}}$ can be observed. This is in full agreement with the behavior found for superconducting quantum wires [38]. Even a beatinglike pattern was found for thin quantum wires which corresponds to the revivals seen in Fig. 3.

To investigate the smooth regime of the gap dynamics Fig. 5 shows calculations for a rather large system length and two different perpendicular confinements. For this case of large lengths in [38] it was found that thick quantum wires exhibit a damping of the gap oscillation given by a power law $\sim t^{-\alpha}$ with $\alpha = 3/4$ for resonant systems and $\alpha = 1/2$ for off-resonant ones. However, thin quantum wires were found to differ from this power law, showing a more irregular oscillation but still a rather fast decay of the gap oscillation when resonant sub-bands are present.

Figure 5 shows that this situation applies to ultracold Fermi gases as well. Here a calculation of the gap dynamics is shown for a resonant system (upper, red curve), which is again characterized by the same perpendicular confinement as in Figs. 2 and 3, as well as for a system far away from resonance (lower, blue curve; $f_{\perp} = 12.9$ kHz). The excitation is the same as before and the parallel confinement frequency is chosen as $f_{\parallel} = 48$ Hz, which corresponds to a rather long cloud. It can be seen that both systems show an initial decay

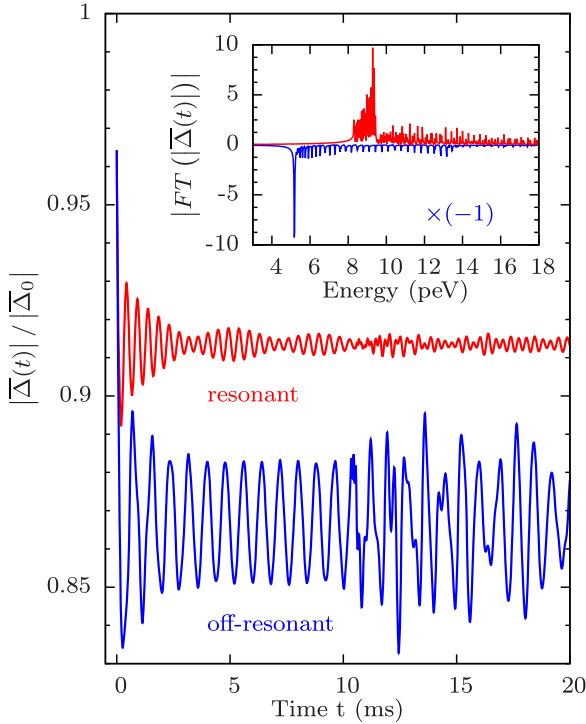


FIG. 5. (Color online) Dynamics of the averaged gap (normalized to the spatially averaged ground-state gap of the system before the quench $|\bar{\Delta}_0|$) for a resonant ($f_{\perp} = 11.2$ kHz, upper red curve) and an off-resonant system ($f_{\perp} = 12.9$ kHz, lower blue curve); in both cases $f_{\parallel} = 48$ Hz. Inset: Fourier spectra.

of the gap oscillation until a minimal amplitude is reached. In the resonant case this initial decay is rather strong and fast. Here, the amplitude of the oscillation falls close to zero. Afterwards it exhibits revivals until the smooth oscillation breaks down. In contrast, the off-resonant system shows an only moderate, comparatively slow decay of the oscillation, which after a short time exhibits a nearly constant amplitude. (The larger amplitude compared to the resonant system is due to a smaller absolute value of the gap in the off-resonant system.) Thus, on the one hand the decay of the oscillation is much stronger in the resonant than in the off-resonant case. On the other hand revivals and a beatinglike pattern occur for the resonant case before the breakdown while systems far away from resonance exhibit a nearly constant oscillation amplitude. The inset of Fig. 5 shows that these different temporal evolutions correspond to different Fourier spectra. Here the Fourier transforms of the resonant (positive y axis) and the off-resonant (negative y axis) system are shown. The resonant spectrum is composed of several strong components at the lower end and weaker peaks towards higher energies. In contrast, the off-resonant spectrum—it is shifted due to the smaller gap—contains only one dominant frequency part at low energies while the rest of the spectrum is strongly suppressed. Thus, resonant systems on the one hand correspond to spectra with several strong modes and weaker high-frequency parts. Off-resonant systems on the other hand are strongly dominated by one single mode with only minor contributions from other energies.

The features described above—the damped oscillation, the breakdown, and the irregular dynamics—will be explained in the following section, where the damping of the order-parameter oscillations has been reported earlier in [34]. There, the damping is explained with changes in the shape of the quasiparticle distribution function. However, those features also occur in BCS superconductors in a very similar way, where cigar-shaped Fermi gases correspond to thin, short quantum wires. The following explanations therefore apply to both ultracold Fermi gases and confined BCS superconductors, thus showing the close relation between these systems.

B. Linearized dynamics, small system

To analyze the mechanisms underlying the gap dynamics and its features we introduce a linearized set of equations of motion. This can be derived by neglecting all terms of second and higher order in the quasiparticle excitations (this is valid due to the weak excitation investigated in this paper, which leads to $|\langle \gamma_{ma}^{\dagger} \gamma_{mb} \rangle| \ll |\langle \gamma_{ma}^{\dagger} \gamma_{mb}^{\dagger} \rangle| \ll 1$). In doing so, Eq. (23) can be neglected since by inserting Eqs. (26) and (27) into this equation only terms of at least second order in the normal excitations or products of anomalous and normal excitations contribute, which are to be neglected in the linearized case.

Equation (24) reduces to a closed set of equations for the anomalous excitations which, by performing the derivative in time of one equation and inserting the other, can be separated into its real and imaginary parts leading to

$$\begin{aligned} \frac{d^2}{dt^2} \langle \gamma_{ma}^{\dagger} \gamma_{mb} \rangle + \omega_m^2 \langle \gamma_{ma}^{\dagger} \gamma_{mb} \rangle \\ = \sum_{k \neq m} [A_{km} \text{Re}(\langle \gamma_{ka}^{\dagger} \gamma_{kb} \rangle) + i A_{mk} \text{Im}(\langle \gamma_{ka}^{\dagger} \gamma_{kb} \rangle)] \chi_k, \end{aligned} \quad (29)$$

where again all terms nonlinear in the quasiparticle expectation values have been neglected. This equation describes a set of linearly coupled harmonic oscillators with the uncoupled frequencies

$$\omega_m = \sqrt{\left(\frac{2E_m}{\hbar}\right)^2 - A_{mm} \chi_m} \quad (30)$$

and

$$A_{km} = \frac{2}{\hbar^2} V_{km} \left(E_k + \frac{\varepsilon_m \varepsilon_k}{E_k} \right) - \frac{1}{\hbar^2} \sum_l \frac{\varepsilon_k}{E_k} \frac{\varepsilon_l}{E_l} V_{ml} V_{lk} \chi_l. \quad (31)$$

The coupling strength of the oscillators A_{km} with $k \neq m$ therein is weak due to the—in this case—mostly small matrix elements V_{km} . The shift of the eigenfrequencies of the coupled system [Eq. (29)] with respect to the uncoupled frequencies [Eq. (30)] should therefore be small, as should be the shift of the uncoupled frequencies compared to the bare ones $2E_m/\hbar$.

Figure 6 shows the dynamics of the BCS gap obtained from Eq. (29) compared to the full dynamics [51]. The parameters correspond to the system shown in Fig. 2 and are exemplary for all investigated systems. Apart from a small offset—in addition to the artificial one of +0.02 in Fig. 6—the linearized equations clearly reproduce the full dynamics and all its features in very good agreement. The inset shows that the positions as

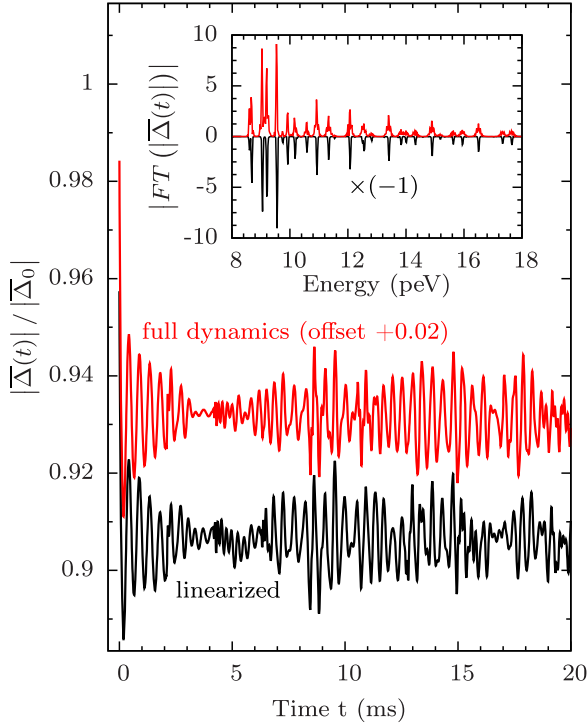


FIG. 6. (Color online) Dynamics of the spatially averaged gap (normalized to the spatially averaged ground-state gap of the system before the quench $|\bar{\Delta}_0|$) derived from the linearized equation of motion (lower black) compared to the full dynamics (upper red, with offset of 0.02). Inset: Fourier transforms. The confinement frequencies are $f_{\perp} = 11.2$ kHz and $f_{\parallel} = 240$ Hz.

well as the strengths of most of the frequencies in the Fourier spectra are well described by this approximation. The spectrum corresponding to the full equations of motion (upper, red curve) and the one corresponding to the linearized equation (lower, black curve) show only slight differences. Only one low lying weak frequency component close to zero, which is present in the linearized version (outside the range shown in the inset of Fig. 6) as well as weak side peaks that occur adjacent to every main peak in the full dynamics are not fully reproduced. The latter can be attributed to the nonlinear couplings. Their influence on the dynamics, however, is obviously negligible.

The main features of the gap dynamics can thus be explained on the basis of Eq. (29), which can be solved analytically. The analytical solution can be expressed in terms of a linear superposition of simple (co)sine oscillators. The corresponding frequencies are determined by the uncoupled oscillator frequencies ω_m and the coupling A_{km} . They are thus completely fixed by the system parameters and the BCS gap, but they are independent of the initial conditions. In the considered case of weak coupling the coupled spectrum is only slightly shifted compared to the uncoupled frequencies. The eigenfrequencies of the coupled dynamics are thus approximately given by twice the quasiparticle energies, as observed above.

The amplitudes of the different eigenmodes of the coupled system are determined by the initial values of the dynamics and thus depend on the details of the excitation. In general, one observes that each of the quasiparticle oscillators $\langle \gamma_{ma}^{\dagger} \gamma_{mb}^{\dagger} \rangle$

carries strong contributions from oscillators in the vicinity of its uncoupled frequency ω_m and in areas of a high density of states. These areas are located close to the minimum of a quasiparticle sub-band (see Sec. II), i.e., near $\hbar\omega = 2\Delta_{(m_x, m_y, m_{\min})}$. In addition one observes that the contributions from each oscillator to the lowest energies are mostly in phase while these to higher energies are more and more out of phase. A sum of all quasiparticle oscillators, which according to Eq. (8) yields the BCS gap, thus leads to dynamics dominated by low-lying frequencies at a quasiparticle band minimum. These can be understood as cumulative peaks created by collective oscillations of all quasiparticles in the system.

All spectra obtained by the full equations indeed show such a spectrum with rather dense, strong frequency contributions near $\hbar\omega = 2\Delta_{(m_x, m_y, m_{\min})}$ and relatively widespread suppressed frequency contributions at higher energies.

The explanations given above have shown that the gap dynamics can be understood as a linear superposition of quasiparticle oscillations which themselves are given by a sum of simple oscillators. To finally explain the main features of the gap dynamics in the time domain—the damping, the transition, and the irregular oscillation—one can therefore use an even simpler picture of a set of independent cosine oscillators with the frequencies ω_m [52].

Due to the abrupt excitation all these oscillators start in phase at maximum deflection. Starting to oscillate they will soon dephase. A sum of all oscillators (i.e., the gap) thus performs a damped oscillation (see [32]). Here systems with several strong frequency contributions—i.e., resonant systems—show a rather fast and persistent damping since a large part of the cumulative amplitude is able to dephase. Off-resonant systems in contrast exhibit only a slight decay of the oscillation since the main part of the cumulative oscillation is carried by one single mode.

Proceeding in time the damped oscillation continues until all oscillators are completely dephased and the amplitude of the oscillation is minimal. Then the oscillators start to rephase, the amplitude grows, and the oscillation reappears (see Fig. 3; for off-resonant systems this effect is strongly suppressed since one single frequency dominates the spectrum). As soon as the first adjacent pair of oscillators goes back in phase again this beatinglike pattern is interrupted. At this moment a spike in the cumulative oscillation indicates the breakdown of the regular oscillation and thus the transition time t_c . Afterwards all other frequencies rephase successively and create a rapid sequence of spikes which leaves a picture of an irregular oscillation.

The preceding argumentation suggests that the time of this breakdown should be inversely proportional to the maximum spacing of adjacent quasiparticle energies. Strictly speaking the transition times are found to be determined by adjacent quasiparticles from the same sub-band [38], i.e.,

$$t_c \approx \frac{2\pi\hbar}{2\delta E_{\max}} \approx \frac{\pi\hbar}{(\varepsilon_{m_x, m_y, m_z+1} - \varepsilon_{m_x, m_y, m_z})} = \frac{1}{2f_{\parallel}}. \quad (32)$$

It thus increases $\sim 1/f_{\parallel}$ with decreasing parallel confinement frequency since the energy spacing of the atomic spectrum then decreases. This is in full agreement with the relation found before. In fact, Eq. (32) gives exactly the linear curve shown in Fig. 4. This indicates that the breakdown of the smooth

initial oscillation of the BCS gap indeed is due to adjacent frequencies rephasing in time.

However, an experimental observation of the transition time may be obscured by thermalization of the system which can be a competing source of damping by creating excitations which are not covered in the presented formalism. Indeed the spacing between adjacent quasiparticle energies defines a temperature of the order of $T \sim 10$ nK. This gives a rough estimate for a temperature scale above which thermalization might interfere with the observed rephasing. Nevertheless, the relevant time scale of thermalization in a nonequilibrium system can be much larger than the one obtained from this estimate depending on the underlying mechanism. In the case of s -wave scattering thermalization times of the order of 100 ms have been found at $T = 5 \mu\text{K}$ [53]. Hence, we do not expect thermalization to obscure an observation of the transition time t_c . In addition a thermal excitation during the quench should not affect the qualitative dynamics for the same reason since the induced broadening of single-particle states is connected with a finite lifetime which is determined by relaxation processes present in the system.

C. Full model, large system

As a final example the gap dynamics of a rather large system with $f_{\parallel} = 50$ Hz and $f_{\perp} \approx 1.03$ kHz again after a sudden change of the scattering length from -140 to -135 nm is shown in Fig. 7. This corresponds to a gas with $l_{\parallel} \approx 5.4 \mu\text{m}$ and $l_{\perp} \approx 1.2 \mu\text{m}$ and is thus on an experimentally accessible length scale [20]. The Fermi energy is chosen as $E_F = 250\hbar\omega_{\parallel}$, which corresponds to $N = 12\,258$ atoms in the trap.

Figure 7 shows that the qualitative behavior of the gap dynamics is the same as for the smaller systems: A slowly decaying oscillation of the gap occurs. The transition time $t_c = 10$ ms calculated from Eq. (32) is in good agreement with a small bump in the curve at $t \approx 9.7$ ms, the first deviation

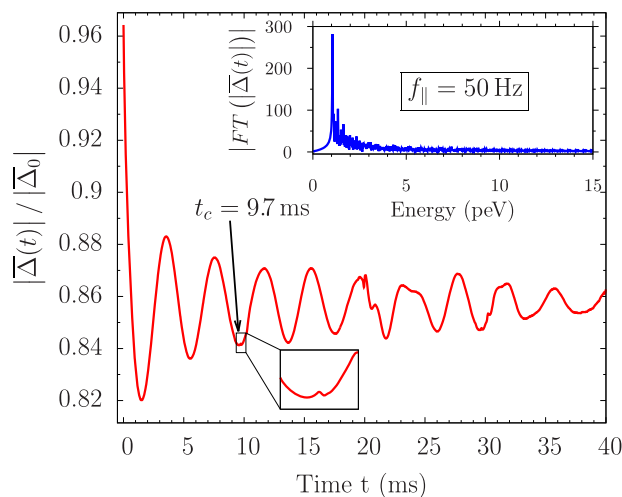


FIG. 7. (Color online) Gap dynamics for a large system after a sudden change of the scattering length from -140 to -135 nm (normalized to the spatially averaged ground-state gap of the system before the quench $|\Delta_0|$). Inset: Fourier transform of the gap dynamics. The confinement frequencies are $f_{\perp} = 1.03$ kHz and $f_{\parallel} = 50$ Hz.

from a smooth oscillation. Afterwards more and more deviations occur and the gap dynamics becomes successively irregular.

When looking at the damping of the gap oscillation one can see that although the system is resonant—one sub-band is close to the Fermi energy—the strength of the damping is situated somewhere between the resonant and the off-resonant case of Fig. 5. This is due to the weak perpendicular confinement and therefore large number of states contributing to the condensate: Compared to the overall number of relevant states the resonant ones give only a small contribution to the gap. For larger systems the resonances are thus less pronounced [10].

The Fourier transform in the inset of Fig. 7 shows a familiar picture, too, with strong contributions at the lower end of the spectrum and successively decaying peaks towards higher energies. The difference with respect to the spectra shown before is on the one hand the high density of peaks for the large system. This is due to the weaker confinement and thus higher density of bare and quasiparticle states. On the other hand the gap in the Fourier spectrum and thus the main frequency of the oscillation is comparatively small. This is because of the larger ratio of the perpendicular to the parallel length l_{\perp}/l_{\parallel} . With the Fermi energy fixed at $E_F = 250\hbar\omega_{\parallel}$ this leads to a comparatively low particle density of the trapped gas and thus a weaker condensate and a smaller gap.

IV. CONCLUSION

In conclusion, we have calculated the Higgs amplitude dynamics in the BCS phase of an ultracold ${}^6\text{Li}$ gas confined in a cigar-shaped trap. The dynamics is induced by a quantum quench resulting from a sudden change of an external magnetic field. We have shown that the amplitude of the spatially averaged gap performs a damped oscillation breaking down after a certain time t_c , which is determined by the parallel confinement frequency f_{\parallel} , i.e., by the length of the cloud. Afterwards a rather irregular oscillation involving many different frequencies occurs.

We have investigated the influence of the confinement on its qualitative behavior. It turned out that in the case of a resonant system, i.e., a system where the Fermi energy is close to a sub-band minimum, the dynamics of the order parameter exhibits a strong damping and, for sufficiently long systems, a revival before eventually the irregular regime is reached. In contrast, in an off-resonant system the damping is much less pronounced and the oscillation before the transition to the irregular regime is mainly determined by a single frequency.

By analyzing the linearized version of the equations of motion for the quasiparticle excitations we were able to interpret the observed features of the dynamics. It turned out that for the excitations studied in this paper the linearized equations well reproduce the dynamical behavior of the gap, except for some slight details resulting from the nonlinearities in the full equations of motion. From the linearized model it becomes evident that the system approximately behaves like a set of weakly coupled harmonic oscillators. The frequencies

as well as the couplings of these oscillators are completely determined by the system parameters after the excitation while the amplitudes of the different eigenmodes depend on the details of the excitation. The analysis revealed in particular that the transition time to the irregular dynamics is directly related to the energy separation of the one-particle energies while the differences between resonant and nonresonant systems

are caused by the different densities of states and coupling efficiencies close to the sub-band minima.

ACKNOWLEDGMENT

M.D.C. acknowledges support by the BELSPO Back to Belgium Grant.

-
- [1] I. Bloch and W. Zwerger, *Rev. Mod. Phys.* **80**, 885 (2008).
- [2] S. Giorgini and S. Stringari, *Rev. Mod. Phys.* **80**, 1215 (2008).
- [3] T. Yefsah, A. T. Sommer, M. J. H. Ku, L. W. Cheuk, W. Ji, W. S. Bakr, and M. W. Zwierlein, *Nature (London)* **499**, 426 (2013).
- [4] M. K. Tey, L. A. Sidorenkov, E. R. Sánchez Guajardo, R. Grimm, M. J. H. Ku, M. W. Zwierlein, Y.-H. Hou, L. Pitaevskii, and S. Stringari, *Phys. Rev. Lett.* **110**, 055303 (2013).
- [5] L. A. Sidorenkov, M. K. Tey, R. Grimm, Y.-H. Hou, L. Pitaevskii, and S. Stringari, *Nature (London)* **498**, 78 (2013).
- [6] C. Chin, R. Grimm, P. Julienne, and E. Tiesinga, *Rev. Mod. Phys.* **82**, 1225 (2010).
- [7] W. Zwerger, *The BCS-BEC Crossover and the Unitary Fermi Gas* (Springer, New York, 2011), Vol. 836.
- [8] J. P. Martikainen and P. Törmä, *Phys. Rev. Lett.* **95**, 170407 (2005).
- [9] P. Dyke, E. D. Kuhnle, S. Whitlock, H. Hu, M. Mark, S. Hoinka, M. Lingham, P. Hannaford, and C. J. Vale, *Phys. Rev. Lett.* **106**, 105304 (2011).
- [10] A. A. Shanenko, M. D. Croitoru, A. V. Vagov, V. M. Axt, A. Perali, and F. M. Peeters, *Phys. Rev. A* **86**, 033612 (2012).
- [11] P. Fulde and R. A. Ferrell, *Phys. Rev.* **135**, A550 (1964).
- [12] A. Larkin and Y. N. Ovchinnikov, *Sov. Phys. JETP* **34**, 651 (1972).
- [13] S. Yonezawa, S. Kusaba, Y. Maeno, P. Auban-Senzier, C. Pasquier, K. Bechgaard, and D. Jérôme, *Phys. Rev. Lett.* **100**, 117002 (2008).
- [14] A. Tomadin, M. Polini, M. P. Tosi, and R. Fazio, *Phys. Rev. A* **77**, 033605 (2008).
- [15] J. P. A. Devreese, M. Wouters, and J. Tempere, *Phys. Rev. A* **84**, 043623 (2011).
- [16] M. D. Croitoru, M. Houzet, and A. I. Buzdin, *Phys. Rev. Lett.* **108**, 207005 (2012).
- [17] A. A. Shanenko, M. D. Croitoru, M. Zgirski, F. M. Peeters, and K. Arutyunov, *Phys. Rev. B* **74**, 052502 (2006).
- [18] E. R. Sánchez Guajardo, M. K. Tey, L. A. Sidorenkov, and R. Grimm, *Phys. Rev. A* **87**, 063601 (2013).
- [19] S. Riedl, E. R. Sánchez Guajardo, C. Kohstall, A. Altmeyer, M. J. Wright, J. H. Denschlag, R. Grimm, G. M. Bruun, and H. Smith, *Phys. Rev. A* **78**, 053609 (2008).
- [20] M. Bartenstein, A. Altmeyer, S. Riedl, S. Jochim, C. Chin, J. H. Denschlag, and R. Grimm, *Phys. Rev. Lett.* **92**, 203201 (2004).
- [21] P.-A. Pantel, D. Davesne, S. Chiacchiera, and M. Urban, *Phys. Rev. A* **86**, 023635 (2012).
- [22] T. Lepers, D. Davesne, S. Chiacchiera, and M. Urban, *Phys. Rev. A* **82**, 023609 (2010).
- [23] T. Papenkort, V. M. Axt, and T. Kuhn, *Phys. Rev. B* **76**, 224522 (2007).
- [24] Y. Nambu, *Phys. Rev. Lett.* **4**, 380 (1960).
- [25] C. Varma, *J. Low Temp. Phys.* **126**, 901 (2002).
- [26] G. Volovik and M. Zubkov, *J. Low Temp. Phys.* **175**, 486 (2013).
- [27] R. Sooryakumar and M. V. Klein, *Phys. Rev. Lett.* **45**, 660 (1980).
- [28] P. B. Littlewood and C. M. Varma, *Phys. Rev. Lett.* **47**, 811 (1981).
- [29] R. Matsunaga, N. Tsuji, H. Fujita, A. Sugioka, K. Makise, Y. Uzawa, H. Terai, Z. Wang, H. Aoki, and R. Shimano, *Science* **345**, 1145 (2014).
- [30] R. A. Barankov, L. S. Levitov, and B. Z. Spivak, *Phys. Rev. Lett.* **93**, 160401 (2004).
- [31] R. A. Barankov and L. S. Levitov, *Phys. Rev. Lett.* **96**, 230403 (2006).
- [32] E. A. Yuzbashyan, O. Tsyplatyev, and B. L. Altshuler, *Phys. Rev. Lett.* **96**, 097005 (2006).
- [33] M. Dzero, E. A. Yuzbashyan, B. L. Altshuler, and P. Coleman, *Phys. Rev. Lett.* **99**, 160402 (2007).
- [34] R. G. Scott, F. Dalfovo, L. P. Pitaevskii, and S. Stringari, *Phys. Rev. A* **86**, 053604 (2012).
- [35] G. M. Bruun, *Phys. Rev. A* **90**, 023621 (2014).
- [36] T. Papenkort, T. Kuhn, and V. M. Axt, *Phys. Rev. B* **78**, 132505 (2008).
- [37] R. Matsunaga, Y. I. Hamada, K. Makise, Y. Uzawa, H. Terai, Z. Wang, and R. Shimano, *Phys. Rev. Lett.* **111**, 057002 (2013).
- [38] M. Zachmann, M. D. Croitoru, A. V. Vagov, V. M. Axt, T. Papenkort, and T. Kuhn, *New J. Phys.* **15**, 055016 (2013).
- [39] In the case of the nonlinear system given here the Higgs and the Goldstone mode are in general coupled. However, due to the considered weak excitations and thus weak dynamical coupling the system behaves approximately linearly and the Higgs and the Goldstone mode decouple.
- [40] P. De Gennes, *Superconductivity of Metals and Alloys* (Addison-Wesley, New York, 1989).
- [41] S. Datta and P. F. Bagwell, *Superlattices and Microstructures* **25**, 1233 (1999).
- [42] P. W. Anderson, *J. Phys. Chem. Solids* **11**, 26 (1959).
- [43] Y. Chen, M. D. Croitoru, A. A. Shanenko, and F. M. Peeters, *J. Phys. Cond. Matter* **21**, 435701 (2009).
- [44] G. Bruun, Y. Castin, R. Dum, and K. Burnett, *Eur. Phys. J. D* **7**, 433 (1999).
- [45] G. M. Bruun and H. Heiselberg, *Phys. Rev. A* **65**, 053407 (2002).
- [46] This regularization introduces an additional dependency on the quasiparticle energy E_m and thus the ground-state gap Δ_m in the dynamical equations. Since—in the dynamical case—the time-dependent gap $\Delta_m(t)$ differs from the ground-state value this may seem unusual. However, we have checked that the method is not sensitive on the detailed parameters used, e.g., on using one constant value for all Δ_m in order to omit the newly introduced dependence. Thus the proposed regularization scheme is a suitable extension since the physical behavior of the system remains unchanged.

- [47] A. A. Shanenko, M. D. Croitoru, A. V. Vagov, and F. M. Peeters, *Phys. Rev. B* **82**, 104524 (2010).
- [48] J. K. Chin, D. E. Miller, Y. Liu, C. Stan, W. Setiawan, C. Sanner, K. Xu, and W. Ketterle, *Nature (London)* **443**, 961 (2006).
- [49] We want to remark that this definition is only for illustrative purposes. The normalization only scales the gap dynamics but does not enter the dynamical equations.
- [50] In the numerical analysis the transition time t_c is assumed to be reached if the distance between two adjacent maxima shows a deviation of more than 50% compared to the averaged distance of all preceding maxima.
- [51] In case of possible divergences of the linearized solution one can artificially lower the coupling strength in the dynamical calculations in order to prevent them. This means that, while the ground state is still calculated with the coupling g , in the dynamical calculations [i.e., in Eqs. (29)–(31)] the coupling has to be slightly lowered by a small amount, i.e., $g \rightarrow g' \lesssim g$. It should be mentioned that the full (nonlinear) equations never lead to divergences.
- [52] The main features can actually be reproduced by plotting a weighted sum of such cosine functions.
- [53] T. Loftus, C. A. Regal, C. Ticknor, J. L. Bohn, and D. S. Jin, *Phys. Rev. Lett.* **88**, 173201 (2002).